

# Programma TWENTY



## Miltech

### Super matt

### Leaf metal

### Laminato

Laminate / Stratifié  
Laminado / Laminat

### Fenix

### Laccato satinato

Satin lacquer  
Laqué satiné  
Lacado satinado  
Lack satiniert

### Laccato lucido

Gloss lacquer  
Laqué brillant  
Lacado brillante  
Lack Hochglanz

### Laccato raw poro aperto

Raw open-pore lacquer  
Laqué raw à pores ouverts  
Lacado raw a poro abierto  
Offenporige Lackausführung Raw

### Rovere raw

Raw oak / Chêne raw  
Roble raw / Eiche Raw

### Noce raw

Raw walnut / Noyer raw  
Nogal raw / Nussbaum Raw

### Eucalipto raw

Raw walnut  
Noyer raw  
Nogal raw  
Nussbaum Raw

### Legni custom/bilia

Custom/grain matched wood  
Bois Custom veines même aspect  
Maderas Custom/en paquete  
Holz Custom/mit gleichf. Maserung

### Calce

Lime / Chaux  
Cal / Kalkverputz

### Resina cemento

Cement-effect resin  
Résine aspect ciment  
Resina cemento  
Kunstharz in Zementoptik

### Vetro laccato satinato

Satin lacquered glass  
Verre laqué satiné  
Cristal lacado satinado  
Glas satiniert lackiert

### Vetro laccato lucido

Gloss lacquered glass  
Verre laqué brillant  
Cristal lacado brillante  
Glas Hochglanz lackiert

### Pietra / Marmo / Granito



























Stone / Marble / Granite  
Pierre / Marbre / Granit  
Piedra / Mármol / Granito  
Stein / Marmor / Granit

### Gres

**MODULNOVA**

miltech

opaco - matt - mat - mate - matt

opaco	 biano <b>D01</b>	 magnolia <b>D92</b>	 champagne <b>D90</b>	 cachemire <b>D94</b>	 beige <b>D91</b>	 agata grey <b>D93</b>
opaco	 grigio cendre <b>D95</b>	 perla <b>D96</b>	 argilla <b>D80</b>	 grigio marna <b>D81</b>	 bronzo <b>D97</b>	 lava <b>D98</b>
opaco	 rovere bruges* <b>DVB</b>	 pembroke* <b>D99</b>	 noce milano* <b>DNM</b>	 eucalipto* <b>D89</b>	 rovere carbone* <b>DVC</b>	 rovere tivoli* <b>DRT</b>
opaco	 rovere fumo raw* <b>DRF</b>	 riace <b>D83</b>	 iron <b>D84</b>	 black dust* <b>D86</b>	 bronze ref* <b>D60</b>	 metal ref* <b>D61</b>
opaco	 sahara noir raw <b>D87</b>	 graphite raw <b>D88</b>				

\* Finiture con senso vena - Finishes with direction of grain - Finitions avec sens des veinures - Acabados con dirección de la veta - Ausführungen mit Verlauf der Maserung



super matt

opaco - matt - mat - mate - matt

opaco	 warm grey <b>D70</b>	 smoke grey <b>D71</b>	 london grey <b>D72</b>	 black grey <b>D73</b>
-------	--	---	--	---

leaf metal









































opaco - matt - mat - mate - matt

opaco	 cool grey* <b>F20</b>	 dark brown* <b>F21</b>	 ivory* <b>F22</b>
-------	---	--	---

\* Finiture con senso vena - Finishes with direction of grain - Finitions avec sens des veinures - Acabados con dirección de la veta - Ausführungen mit Verlauf der Maserung

laminato - laminate - stratifié - laminado - Laminat

opaco - matt - mat - mate - matt

						
opaco	bianco 601	magnolia 692	champagne 690	oxford 614	beige 691	grigio chiaro 620
						
opaco	agata grey 693	cendre 665	graphite 621	perla 694	argilla 605	grigio marna 606
						
opaco	bronzo 669	lava 668	silver stone 657	canapa stone 656	grey stone 658	cemento 684
						
opaco	pietra piacentina 685	pietra grigia 674	black rock 675	cesar brown 676	rovere chiaro* 630	rovere bruges* 680
						
opaco	olmo fiammato* 679	olmo* 677	pembroke* 666	rovere tabacco* 634	noce milano* 624	olmo brown* 635
						
opaco	rovere bruciato* 682	rovere carbone* 681	rovere tivoli* 667	rovere fumo raw* 626	eucalipto* 609	riace 610
						
opaco	iron 611	black dust* 627	sahara noir raw 623	graphite raw 625		

\* Finiture con senso vena  
 Finishes with direction of grain  
 Finitions avec sens des veinures  
 Acabados con dirección de la veta  
 Ausführungen mit Verlauf der Maserung

fenix

opaco - matt - mat - mate - matt

						
opaco	bianco kos 640	champagne 642	terra 644	atmosfera 645	nero 646	grigio efeso 648
						
opaco	arizona 638	grigio antrim 639	grigio bromo 649	cacao 637		

































laccato - lacquered - laqué - lacado - Lackausführung

satinato: satin - satiné - mate - Satiniert / lucido: gloss - brillant - brillante - Hochglanz / raw poro aperto: raw open-pore - raw pores ouverts - raw a poro abierto - Ausführung "raw" offenporig

satinato lucido						
	bianco <b>SBI</b> <b>LBI</b>	bianco snow <b>SBW</b> <b>LBW</b>	corda <b>SCO</b> <b>LCO</b>	fokus sale <b>SFS</b> <b>LFS</b>	sabbia amande <b>SAS</b> <b>LSA</b>	tortora <b>STO</b> <b>LTO</b>
satinato lucido						
	vapore <b>SVP</b> <b>LVP</b>	beige tornabuoni <b>SBV</b> <b>LBV</b>	conchiglia <b>SCN</b> <b>LCN</b>	ecru caramel <b>SEC</b> <b>LEC</b>	fokus rena <b>SFR</b> <b>LFR</b>	melanzana <b>SME</b> <b>LME</b>
satinato lucido						
	atmosfera <b>SAT</b> <b>LAT</b>	marrone noisette <b>SMN</b> <b>LMN</b>	fokus roccia <b>SFO</b> <b>LFO</b>	terra amazon <b>STA</b> <b>LTA</b>	nuvola <b>SNU</b> <b>LNU</b>	grigio steel <b>SGT</b> <b>LGT</b>
satinato lucido						
	grigio perla <b>SGR</b> <b>LGR</b>	ghiaccio <b>SGH</b> <b>LGH</b>	grigio smoke <b>SGS</b> <b>LGS</b>	grigio pietra chiara <b>SGP</b> <b>LPG</b>	grey calm <b>SFG</b> <b>LFG</b>	grigio cendre <b>SGC</b> <b>LGE</b>
satinato lucido						
	fokus piombo <b>SFP</b> <b>LFP</b>	amber <b>SFA</b> <b>LFA</b>	dark depth <b>SFD</b> <b>LFD</b>	grigio bluestone <b>SGB</b> <b>LGB</b>	nero <b>SNE</b> <b>LNE</b>	panna <b>SPA</b> <b>LPA</b>
satinato lucido						
	orzo <b>SGO</b> <b>LGO</b>	oca <b>SOC</b> <b>LOC</b>	peperone <b>SPG</b> <b>LGP</b>	mandarino <b>SMA</b> <b>LMA</b>	rosso <b>SRO</b> <b>LRO</b>	mattone <b>SGM</b> <b>LGM</b>
satinato lucido						
	bordeaux <b>SRB</b> <b>LBX</b>	prugna <b>SPR</b> <b>LPR</b>	verde fieno <b>SVF</b> <b>LVF</b>	verde oliva <b>SVL</b> <b>LVL</b>	verde lime <b>SVE</b> <b>LVE</b>	azzurro <b>SAZ</b> <b>LAZ</b>
satinato lucido						
	verde balsamo <b>SVB</b> <b>LVB</b>	blu notte <b>SBN</b> <b>LBN</b>	blu scuro <b>SSB</b> <b>LBS</b>	nero greco <b>SFN</b> <b>LFN</b>	royal grey <b>SFB</b> <b>LFB</b>	stone grey <b>SFH</b> <b>LFH</b>
satinato lucido						
	colore a campione <b>S99</b> <b>L99</b>					

laccato raw poro aperto - raw open-pore lacquer - laqué raw à pores ouverts - lacado raw a poro abierto - Offenporige Lackausführung Raw

poro aperto - open-pore - pores ouverts - poro abierto - offenporig

poro aperto	 bianco <b>RBI</b>	 bianco snow <b>RBW</b>	 corda <b>RCO</b>	 fokos sale <b>RFS</b>	 sabbia amande <b>RSA</b>	 tortora <b>RTO</b>
poro aperto	 vapore <b>RVP</b>	 beige tornabuoni <b>RBV</b>	 conchiglia <b>RCN</b>	 ecru caramel <b>REC</b>	 fokos rena <b>RFR</b>	 melanzana <b>RME</b>
poro aperto	 atmosfera <b>RAT</b>	 marrone noisetto <b>RMN</b>	 fokos roccia <b>RFO</b>	 terra amazzon <b>RTZ</b>	 nuvola <b>RNU</b>	 grigio steel <b>RGT</b>
poro aperto	 ghiaccio <b>RGH</b>	 grigio smoke <b>RGS</b>	 grigio pietra chiara <b>RPC</b>	 grey calm <b>RFG</b>	 grigio cendre <b>RGE</b>	 fokos piombo <b>RFP</b>
poro aperto	 amber <b>RFA</b>	 dark depth <b>RFD</b>	 grigio bluestone <b>RGB</b>	 nero <b>RNE</b>	 nero greco <b>RFN</b>	 royal grey <b>RFB</b>
poro aperto	 stone grey <b>RFH</b>	 colore a campione <b>R99</b>				

rovere raw - raw oak - chêne raw - roble raw - Eiche Raw

 rovere carbone <b>RD1</b>	 rovere fumo <b>RD7</b>	 rovere cuoio <b>RD3</b>	 rovere ossidato <b>RD5</b>	 rovere cenere <b>RD4</b>	 rovere puro <b>RD6</b>
 rovere caffè <b>RD8</b>	 rovere brown <b>R01</b>	 rovere cortina <b>R06</b>			

NOCE raw - raw walnut - noyer raw - nogal raw - Nussbaum Raw



noce cuoio  
**ND3**



noce cenere  
**ND4**



noce sbiancato  
**ND1**



noce naturale  
**ND2**



noce ossidato  
**ND5**



noce classic  
**ND6**




noce milano  
**N03**



noce grigio  
**N04**

eucalipto raw - raw eucalyptus - eucalyptus raw - eucalipto raw - Eukalyptus Raw



eucalipto brera  
**ED1**

legni bilia - grain matched wood - bois veines même aspect - maderas en paquete - Holz mit gleichförmiger Maserung




ebano  
**TLE**



salice mississippi  
**TLS**



noce canaletto  
**TLN**



palissandro  
**TEO**


legni custom - custom wood - bois custom - maderas Custome - Holz Custom



legni custom  
**TLC**

Personalizzazione anta su campione fornito dal cliente  
Door customised in compliance with customer's sample  
Personnalisation de la porte sur échantillon fourni par le client  
Personalización de puerta a partir de muestra entregada por el cliente  
Individuelle Gestaltung der Tür laut Muster des Kunden


calce - lime - chaux - cal - Kalkverputz



bianco snow  
**TCS**



beige tornabuoni  
**TCV**



grey calm  
**TCG**




dark depht  
**TCD**

resina cemento - cement effect resin - résine aspect ciment - resina cemento - Kunstharz in Zementoptik



bianco

**TRB**



grigio cemento

**TRC**



beige tornabuoni

**TRV**



cendre

**TRD**




antracite

**TRA**




nero

**TRN**




ivory

**TRI**




silver

**TRS**



plumb

**TRP**




amber

**TRX**

vetro laccato - lacquered glass - verre laqué - cristal lacado - Glas lackiert


satinato - satin - satiné - satinado - satiniert / lucido - gloss - brillant - brillante - Hochglanz



bianco

**WBB**

**XBI**



bianco snow

**WBS**


**XBW**



corda

**WCO**

**XCO**



fokus sale

**WFS**

**XFS**



sabbia amande

**WSA**

**XSA**



tortora

**WTO**

**XTO**

satinato  
lucido



beige tornabuoni

**WBV**


**XBV**



ecru caramel

**WEC**

**XEC**



fokus rena

**WFR**

**XFR**



marrone noisette

**WMN**

**XMN**



fokus roccia

**WFO**

**XFO**



grigio steel

**WGT**

**XGT**


satinato  
lucido



grigio smoke

**WGS**

**XGS**



grey calm

**WFG**

**XFG**



grigio cendre

**WGC**


**XGE**



fokus piombo

**WFP**

**XFP**



amber

**WFA**

**XFA**



dark depth

**WFD**

**XFD**


satinato  
lucido



grigio bluestone

**WGB**

**XGB**



nero

**WNE**

**XNE**



rosso

**WRO**

**XRO**



rosso bordeaux


























**WRB**

**XBX**

satinato  
lucido

				
	pietra piacentina fiammato	marmo carrara	marmo royal grey	granito nero africa
levigato opaco levigato raw fiammato	<hr/>	<b>MB1</b>	<b>MC7</b>	<b>MB2</b>
	<hr/>	<b>MD6</b>	<b>MD9</b>	<b>ME2</b>
	<b>TPF</b>			<b>MA5</b>


gres

					
nero opaco	fokos sale	fokos rena	fokos roccia	fokos piombo	pietra savoia perla
<b>TFE</b>	<b>TFS</b>	<b>TFR</b>	<b>TFO</b>	<b>TFP</b>	<b>TFF</b>
					
pietra savoia grigia	pietra savoia antracite	nero greco	emperador marrone	emperador grigio	snow
<b>TFH</b>	<b>TFL</b>	<b>TIO</b>	<b>TFT</b>	<b>TFQ</b>	<b>TSW</b>
					
open space	amande	beige tornabuoni	cendre	bluestone	road
<b>TOS</b>	<b>TSA</b>	<b>TBV</b>	<b>TGC</b>	<b>TGB</b>	<b>TGR</b>
					
iron copper	iron grey	noir desir	bianco snow eff. calce	beige tornabuoni eff. calce	grey calm eff. calce
<b>TIC</b>	<b>TIK</b>	<b>TIZ</b>	<b>TTS</b>	<b>TTV</b>	<b>TTG</b>
					
dark depth eff. calce					
<b>TTD</b>					



finitura scocca


carcasses - finition caisson - acabado estructura - Korpusinnenseite



grigio texture

finitura scocca con supplemento di prezzo


carcasses available with a surcharge - finition caisson avec supplément - acabado estructura con recargo - Korpusinnenseite mit Preiszuschlag



lava



eucalipto



riace

- I Anta Miltech:** anta spessore 20 mm. realizzata con pannello di particelle di legno a bassa emissione di formaldeide (classe E1) rivestito con carta melaminica.
- Anta super matt:** anta spessore 20 mm. realizzata con pannello mdf rivestito con laminato da 0,8 mm. super opaco, antimpronta, morbido al tatto e resistente al graffio.
- Anta leaf metal:** anta spessore 20 mm. realizzata con pannello mdf rivestito con laminato in PET 3 strati. Nello strato intermedio è presente una foglia micron di alluminio. Lo strato superiore garantisce una ottima resistenza al graffio.
- Anta laminato:** anta spessore 20 mm. realizzata con pannello di particelle di legno a bassa emissione di formaldeide (classe E1) rivestito su due lati con foglio laminato e bordato 4 lati con bordo unicolor. Incollaggio poliuretano.
- Anta laminato Fenix:** anta spessore 20 mm. realizzata con pannello di particelle di legno a bassa emissione di formaldeide (classe E1) rivestito su un lato con foglio laminato Fenix e bordato 4 lati con bordo ABS. Incollaggio poliuretano.
- Anta laccato satinato:** anta spessore 20 mm. realizzata con pannello mdf laccato satinato su fondo poliestere.
- Anta laccato lucido:** anta spessore 20 mm. realizzata con pannello mdf laccato lucido su fondo poliestere.
- Anta laccato raw poro aperto:** anta spessore 20 mm. realizzata con pannello di particelle di legno a bassa emissione di formaldeide (classe E1) rivestito con piallaccio di rovere, bordato legno su quattro lati e laccato.
- Anta noce raw:** anta spessore 20 mm. realizzata con pannello di particelle di legno a bassa emissione di formaldeide (classe E1) rivestito con piallaccio di noce, bordato legno su quattro lati e verniciato con tinte a base di oli naturali.

- Anta rovere raw:** anta spessore 20 mm. realizzata con pannello di particelle di legno a bassa emissione di formaldeide (classe E1) rivestito con piallaccio di rovere, bordato legno su quattro lati e verniciato con tinte a base di oli naturali.
- Anta eucalipto raw:** anta spessore 20 mm. realizzata con pannello di particelle di legno a bassa emissione di formaldeide (classe E1) rivestito con piallaccio di eucalipto, bordato legno su quattro lati e verniciato con tinte a base di oli naturali.
- Anta legni custom/bilia:** anta spessore 20 mm. realizzata con pannello di particelle di legno a bassa emissione di formaldeide (classe E1) rivestito con foglia di legno in bilia con continuità di vena.
- Anta calce/resina cemento:** anta spessore 20 mm. realizzata con pannello mdf a bassa emissione di formaldeide (classe E1) ricoperto con piu mani di intonaco (calce) o biomalta (resina cemento).
- Anta vetro laccato satinato:** anta spessore 20 mm. realizzata con pannello di supporto in metallo laccato satinato sul quale viene incollato un vetro satinato sp.4 mm.
- Anta vetro laccato lucido:** anta spessore 20 mm. realizzata con pannello di supporto in metallo laccato satinato sul quale viene incollato un vetro lucido sp.4 mm.
- Anta pietra/marmo/granito:** anta spessore 20 mm. realizzata con pannello di supporto in metallo laccato satinato sul quale viene incollato un frontale in pietra naturale sp.4 mm.
- Anta Gres:** anta spessore 20 mm. realizzata con pannello di supporto in metallo laccato satinato sul quale viene incollato un pannello in gres sp.3/4 mm.

- GB Miltech door:** 20-mm thick door made of wood particleboard with a low formaldehyde emission (class E1) faced with melamine paper.
- Custom wood door:** 20 mm thick door made from wood particleboard with a low formaldehyde emission (class E1) and veneered with a chosen wood species. Patented recessed grip profile..
- Skill Gres door:** 20 mm thick door made from a backing panel in honeycomb-core aluminium with a gun barrel grey finish to which a 5/6 mm thick stoneware panel is attached with glue.
- Laminate door:** 20-mm thick door made of wood particleboard with a low formaldehyde emission (class E1) faced on both sides with sheets of laminate and edged on 4 sides with Unicolor. Polyurethane glue.
- Fenix laminate door:** 20-mm thick door made of wood particleboard with a low formaldehyde emission (class E1), faced on one side with a sheet of Fenix laminate and edged on 4 sides with ABS. Polyurethane glue.
- Satin lacquered door:** 20-mm thick door made from an MDF panel with a satin lacquered finish on a polyester base.
- Gloss lacquered door:** 20-mm thick door made from an MDF panel with a gloss lacquered finish on a polyester base.
- Raw open-pore lacquered door:** 20-mm thick door made of wood particleboard with a low formaldehyde emission (class E1), oak veneered and edged with wood on 4 sides and lacquered.
- Raw walnut door:** 20-mm thick door made of wood particleboard with a low formaldehyde emission (class E1), walnut veneered and edged with wood on 4

- sides and varnished with natural oil-based shades.
- Raw oak door:** 20-mm thick door made of wood particleboard with a low formaldehyde emission (class E1) oak veneered and edged with wood on 4 sides and varnished with natural oil-based shades.
- Raw Eucalyptus door:** 20 mm thick door made of wood particleboard with a low formaldehyde emission (class E1), eucalyptus veneered and edged with wood on 4 sides and varnished with natural, oil-based shades.
- Custom/grain matched wood:** 20-mm thick door made of wood particleboard with a low formaldehyde emission (class E1) veneered with sheets of wood veneer having a continuous, evenly-distributed grain.
- Lime/cement-effect resin door:** 20-mm thick door made of MDF with a low formaldehyde emission (class E1) covered with various coats of plaster (lime) or bio-mortar (cement-effect resin).
- Satin lacquered glass door:** 20-mm thick door constructed using a metal panel with a satin lacquered finish onto which a 4-mm thick satin glass panel is glued.
- Gloss lacquered glass door:** 20-mm thick door constructed using a metal panel with a satin lacquered finish onto which a 4-mm thick gloss glass panel is glued.
- Stone/marble/granite door:** 20-mm thick door constructed using a metal panel with a satin lacquered finish onto which a 4-mm thick natural stone front panel is glued.
- Gres door:** 20-mm thick door constructed using a metal panel with a satin lacquered finish onto which a 3/4-mm thick Gres (stoneware) panel is glued.

- F Porte Miltech :** porte de 20 mm d'épaisseur, réalisée avec un panneau de particules à basse teneur en formaldéhyde (classe E1) revêtu d'un papier mélaminé.
- Porte super matt :** porte de 20 mm d'épaisseur, réalisée avec un panneau en MDF revêtu en stratifié super mat de 0,8 mm d'épaisseur, anti-empreintes, doux au toucher et résistant aux rayures.
- Porte Leaf Metal :** porte de 20 mm d'épaisseur, réalisée avec un panneau en MDF revêtu en PET 3 couches. La couche intermédiaire a une feuille d'aluminium micron. La couche supérieure assure une excellente résistance aux rayures.
- Porte stratifiée :** porte de 20 mm d'épaisseur, réalisée avec un panneau de particules à basse teneur en formaldéhyde (classe E1) revêtu sur les deux faces d'une feuille stratifiée et avec 4 chants en unicolor. Collage polyuréthane.
- Porte en stratifié Fenix :** porte de 20 mm d'épaisseur, réalisée avec un panneau de particules à basse teneur en formaldéhyde (classe E1) revêtu sur une face d'une feuille de stratifié Fenix et avec 4 chants en ABS. Collage polyuréthane.
- Porte laquée satinée :** porte de 20 mm d'épaisseur, réalisée avec un panneau en MDF laqué satiné sur support polyester.
- Porte laquée brillante :** porte de 20 mm d'épaisseur, réalisée avec un panneau en MDF laqué brillant sur support polyester.
- Porte laquée raw à pores ouverts :** porte de 20 mm d'épaisseur, réalisée avec un panneau de particules à basse teneur en formaldéhyde (classe E1) revêtu d'un placage chêne avec quatre chants en bois et laqué.
- Porte en noyer raw :** porte de 20 mm d'épaisseur, réalisée avec un panneau de particules à basse teneur en formaldéhyde (classe E1) revêtu d'un placage noyer raw avec quatre chants en bois et verni avec des teintures à base d'huiles naturelles.

- Porte en chêne raw :** porte de 20 mm d'épaisseur, réalisée avec un panneau de particules à basse teneur en formaldéhyde (classe E1) revêtu d'un placage chêne avec quatre chants en bois et verni avec des teintures à base d'huiles naturelles.
- Porte en eucalyptus Raw :** porte de 20 mm d'épaisseur, réalisée avec un panneau de particules à basse teneur en formaldéhyde (classe E1) revêtu d'un placage eucalyptus avec quatre chants en bois et verni avec des teintures à base d'huiles naturelles.
- Bois Custom veines même aspect :** porte de 20 mm d'épaisseur, réalisée avec un panneau de particules à basse teneur en formaldéhyde (classe E1) revêtu d'une feuille de bois travaillée avec une technique permettant d'obtenir la continuité des veines sur tous les panneaux.
- Porte finition chaux / résine aspect ciment :** porte de 20 mm d'épaisseur, réalisée avec un panneau en MDF à basse teneur en formaldéhyde (Classe E1) recouvert de plusieurs couches d'enduit (pour la finition chaux) ou de bio-mortier (pour la finition résine aspect ciment).
- Porte en verre laqué satiné :** porte de 20 mm d'épaisseur, réalisée avec un panneau de support en métal laqué satiné sur lequel on colle un verre satiné de 4 mm d'épaisseur.
- Porte en verre laqué brillant :** porte de 20 mm d'épaisseur, réalisée avec un panneau de support en métal laqué satiné sur lequel on colle un verre brillant de 4 mm d'épaisseur.
- Porte en pierre/marbre/granit :** porte de 20 mm d'épaisseur, réalisée avec un panneau de support en métal laqué satiné sur lequel on colle une façade en pierre naturelle de 4 mm d'épaisseur.
- Porte en Gres :** porte de 20 mm d'épaisseur, réalisée avec un panneau de support en métal laqué satiné sur lequel on colle un panneau en grès de 3/4 mm d'épaisseur.

**E Puerta de Miltech:** puerta de 20 mm de grosor realizada con tablero de aglomerado de madera con baja emisión en formaldehído (clase E1) recubierto con papel impregnado de resinas melamínicas.

**Puerta super matt:** puerta de 20 mm de grosor realizada con tablero de MDF recubierto con laminado de 0,8 mm súper mate, antihuellas, suave al tacto y resistente al rayado.

**Puerta leaf metal:** puerta de 20 mm de grosor realizada con tablero de MDF recubierto con laminado PET 3 capas. La capa intermedia incluye una hoja micron de aluminio. La capa superior asegura la máxima resistencia al rayado.

**Puerta de laminado:** puerta de 20 mm de grosor realizada con tablero de aglomerado de madera con baja emisión en formaldehído (clase E1), con dos caras recubiertas de laminado y canteado 4 lados con unicolor. Adhesivo poliuretánico.

**Puerta de laminado Fenix:** puerta de 20 mm de grosor realizada con tablero de aglomerado de madera con baja emisión en formaldehído (clase E1), una cara recubierta con hoja de laminado Fenix y canteado 4 lados con ABS. Adhesivo poliuretánico.

**Puerta lacada satinada:** puerta de 20 mm de grosor realizada con tablero de MDF lacado satinada sobre sustrato de poliéster.

**Puerta lacada brillante:** puerta de 20 mm de grosor realizada con tablero de MDF lacado brillante sobre sustrato de poliéster.

**Puerta lacada raw a poro abierto:** puerta de 20 mm de grosor realizada con tablero de aglomerado de madera con baja emisión en formaldehído (clase E1) chapado en roble y canteado 4 lados en madera y lacado.

**Puerta de nogal raw:** puerta de 20 mm de grosor realizada con tablero de aglomerado de madera con baja emisión en formaldehído (clase E1) chapado en nogal, canteado 4 lados en madera y barnizado a base de aceites naturales.

**Puerta de roble raw:** puerta de 20 mm de grosor realizada con tablero de aglomerado de madera con baja emisión en formaldehído (clase E1) chapado en roble, canteado 4 lados en madera y barnizado a base de aceites naturales.

**Puerta de eucalipto raw:** puerta de 20 mm de grosor realizada con tablero de aglomerado de madera con baja emisión en formaldehído (clase E1) chapado en eucalipto, canteado 4 lados en madera y barnizado a base de aceites naturales.

**Maderas Custom/en paquete:** puerta de 20 mm de grosor realizada con tablero de aglomerado de madera con baja emisión en formaldehído (clase E1) chapado en paquete en madera con continuidad de las vetas.

**Puerta de cal/resina cemento:** puerta de 20 mm de grosor realizada con tablero de MDF con baja emisión en formaldehído (clase E1) recubierto con varias capas de enlucido (cal) o bio-mortero (resina cemento).

**Puerta de cristal lacado satinado:** puerta de 20 mm de grosor realizada con un sustrato de metal lacado satinado donde se pega el cristal traslúcido de 4 mm de grosor.

**Puerta de cristal lacado brillante:** puerta de 20 mm de grosor realizada con un sustrato de metal lacado satinado donde se pega el cristal brillante de 4 mm de grosor.

**Puerta de piedra/mármol/granito:** puerta de 20 mm de grosor realizada con un sustrato de metal lacado satinado donde se pega un frente de piedra natural de 4 mm de grosor.

**Puerta de Gres:** puerta de 20 mm de grosor realizada con un sustrato de metal lacado satinado donde se pega un panel de gres de 3/4 mm de grosor.

**D Tür in Miltech:** Tür Stärke 20 mm, hergestellt aus einer Holzspanplatte mit niedriger Formaldehydabgabe (Klasse E1) mit Beschichtung aus melaminharzgetränktem Papier.

**Tür supermatt:** Tür Stärke 20 mm, hergestellt aus einer MDF-Platte mit Laminatbeschichtung 0,8 mm, supermatt, fingerabdruckresistent, berührungsfreundlich und kratzfest.

**Tür Leaf metal:** Tür Stärke 20 mm, hergestellt aus einer MDF-Platte mit dreischichtiger PET-Laminatbeschichtung. In der Mittelschicht befindet sich eine mikrofeine Aluminiumfolie. Die obere Schicht gewährleistet eine ausgezeichnete Kratzfestigkeit.

**Tür in Laminat:** Tür Stärke 20 mm, hergestellt aus einer Holzspanplatte mit niedriger Formaldehydabgabe (Klasse E1), beide Seiten mit Laminatbeschichtung und vier Seiten mit Kante Unicolor. Verleimung mit Polyurethan.

**Tür in Laminat Fenix:** Tür Stärke 20 mm, hergestellt aus einer Holzspanplatte mit niedriger Formaldehydabgabe (Klasse E1), 1 Seite mit Laminatbeschichtung Fenix und vier Seiten mit ABS-Kante. Verleimung mit Polyurethan.

**Tür in Lack satiniert:** Tür Stärke 20 mm, hergestellt aus einer MDF-Platte in Ausführung Lack satiniert auf Polyesterbasis.

**Tür in Lack Hochglanz:** Tür Stärke 20 mm, hergestellt aus einer MDF-Platte in Ausführung Lack Hochglanz auf Polyesterbasis.

**Tür in offenporiger Lackausführung Raw:** Tür Stärke 20 mm, hergestellt aus einer Holzspanplatte mit niedriger Formaldehydabgabe (Klasse E1) mit Beschichtung in Eichenfurnier, alle vier Kanten aus Holz, mit Lackierung.

**Tür in Nussbaum Raw:** Tür Stärke 20 mm, hergestellt aus einer Holzspanplatte mit niedriger Formaldehydabgabe (Klasse E1) mit Beschichtung in Nussbaumfurnier Raw, alle vier Kanten aus Holz, Lackierung mit Farben auf Naturölbasis.

**Tür in Eiche Raw:** Tür Stärke 20 mm, hergestellt aus einer Holzspanplatte mit niedriger Formaldehydabgabe (Klasse E1) mit Beschichtung in Eichenfurnier, alle vier Kanten aus Holz, Lackierung mit Farben auf Naturölbasis.

**Tür in Eukalyptus Raw:** Tür Stärke 20 mm, hergestellt aus einer Holzspanplatte mit niedriger Formaldehydabgabe (Klasse E1) mit Beschichtung in Eukalyptusfurnier, alle vier Kanten aus Holz, Lackierung mit Farben auf Naturölbasis.

**Holz Custom/mit gleichförmiger Maserung:** Tür Stärke 20 mm, hergestellt aus einer Holzspanplatte mit niedriger Formaldehydabgabe (Klasse E1) mit Holzfurnier mit gleichförmiger Maserung.

**Tür mit Kalkverputz/Kunstharz in Zementoptik:** Tür Stärke 20 mm, hergestellt aus einer MDF-Platte mit niedriger Formaldehydabgabe (Klasse E1), die mehrere Verputzschichten (Kalk) oder Schichten aus Biomörtel (Kunstharz in Zementoptik) aufweist.

**Glastür satiniert lackiert:** Tür Stärke 20 mm, hergestellt aus einer Trägerplatte aus Metall in Ausführung Lack satiniert, auf die eine satinierte Glasplatte St. 4 mm aufgeklebt wird.

**Glastür Hochglanz lackiert:** Tür Stärke 20 mm, hergestellt aus einer Trägerplatte aus Metall in Ausführung Lack satiniert, auf die eine glänzende Glasplatte St. 4 mm aufgeklebt wird.

**Tür in Stein/Marmor/Granit:** Tür Stärke 20 mm, hergestellt aus einer Trägerplatte aus Metall in Ausführung Lack satiniert, auf die eine Front aus Naturstein St. 4 mm aufgeklebt wird.

**Tür in Feinsteinzeug:** Tür Stärke 20 mm, hergestellt aus einer Trägerplatte aus Metall in Ausführung Lack satiniert, auf die eine Platte aus Feinsteinzeug St. 3/4 mm aufgeklebt wird.



# TOP

## Accessori cassetti cestoni

### Laminato "Young" bordo unicolor

"Young" laminate with Unicolor edge  
Stratifié « Young » avec chant unicolor  
Laminado "Young" con canto unicolor  
Laminat "Young" mit Kante Unicolor

### Laminato bordo unicolor

Laminate with Unicolor edge  
Stratifié avec chant unicolor  
Laminado con canto unicolor  
Laminat mit Kante Unicolor

### Fenix unicolor bordo unicolor

Fenix Unicolor with Unicolor edge  
Fenix unicolor avec chant unicolor  
Fenix unicolor con canto unicolor  
Fenix Unicolor mit Kante Unicolor

### Vetro

Glass  
Verre  
Cristal  
Glas

### Agglomerato "Light"

"Light" agglomerate  
Composite "Light"  
Conglomerado "Light"  
Agglomerat "Light"

### Agglomerato lucido

Gloss agglomerate  
Composite brillant  
Conglomerado brillante  
Agglomerat Hochglanz

### Agglomerato opaco

Matt agglomerate  
Composite mat  
Conglomerado mate  
Agglomerat matt

### Marmo, granito e pietra

Marble, granite and stone  
Marbre, granit et pierre  
Mármol, granito y piedra  
Marmor, Granit und Stein

### Gres

### Corian

### Acciaio inox

Stainless steel  
Acier inox  
Acero inox  
Edelstahl

### Penisole legno massello

Solid wood peninsula units  
Plans-repas en bois massif  
Penínsulas de madera maciza  
Halbinsenelemente in Massivholz

### Penisole legno antico

Antique wood peninsula units  
Plans-repas en vieux bois  
Penínsulas de madera envejecida  
Halbinsenelemente in Antikholz

<p><b>Legenda</b> Key Légende Leyenda Legende</p>	<p> Spessori disponibili Thicknesses available Épaisseurs disponibles Grosiores disponibles Lieferbare Stärken</p>	<p> Lunghezza massima Maximum length Longueur maximale Largo máximo Höchstlänge</p>
---	---	--

**Piani laminato "Young" bordo unicolor**

"Young" laminate tops with Unicolor edges

Plans de travail stratifiés "Young" avec chant Unicolor

Encimeras de laminado "Young" con canto unicolor

Abdeckplatten aus Laminat "Young" mit Kante Unicolor

 cm.2

 cm.420



bianco

601



beige

691



rovere carbone

681


**Piani laminato bordo unicolor e unicolor bordo unicolor**

Worktops in laminate with Unicolor edge and in Unicolor with Unicolor edge

Plans de travail en stratifié avec chant unicolor et unicolor avec chant unicolor

Encimeras de laminado con canto unicolor y unicolor con canto unicolor

Laminatplatten mit Kante Unicolor und Platten Unicolor mit Kante

 cm.1,2 / 2\* / 3 FLY / 4 / 6

 cm.420



bianco

laminato **601**

unicolor **U01**



magnolia

laminato **692**



champagne

laminato **690**



oxford

laminato **614**

unicolor **U14**



beige

laminato **691**



grigio chiaro

laminato **620**

unicolor **U20**



agata grey

laminato **693**

693



cendre

laminato **665**

665

## Piani laminato bordo unicolor e unicolor bordo unicolor

Worktops in laminate with Unicolor edge and in Unicolor with Unicolor edge  
Plans de travail en stratifié avec chant unicolor et unicolor avec chant unicolor  
Encimeras de laminado con canto unicolor y unicolor con canto unicolor  
Laminatplatten mit Kante Unicolor und Platten Unicolor mit Kante

cm.1,2 / 2\* / 3 FLY / 4 / 6

cm.420



graphite

laminato **621** unicolor **U21**



perla

laminato **694** unicolor **U94**



argilla

laminato **605** unicolor **U05**



grigio marna

laminato **606** unicolor **U06**



bronzo

laminato **669** unicolor **U69**



lava

laminato **668** unicolor **U68**




silver stone

laminato **657** unicolor **U57**



canapa stone

laminato **656** unicolor **U56**



grey stone

laminato **658** unicolor **U58**



cemento

laminato **684** unicolor **U84**



pietra piacentina

laminato **685** unicolor **U85**




pietra grigia

laminato **674** unicolor **U74**



black rock

laminato **675**



cesar brown

laminato **676** unicolor **U76**



rovere chiaro

laminato **630** unicolor **U30**



rovere bruges

laminato **680** unicolor **U80**



olmo frammato

laminato **679** unicolor **U79**



olmo

laminato **677** unicolor **U77**



pembroke

laminato **666**



rovere tabacco

laminato **634** unicolor **U34**



noce milano

laminato **624**



olmo brown

laminato **635** unicolor **U35**



rovere bruciato

laminato **682** unicolor **U82**



rovere carbone

laminato **681** unicolor **U81**



rovere tivoli

laminato **667**



rovere fumo raw

laminato **626**




eucalipto

laminato **609**



riace

laminato **610** unicolor **U10**



iron

laminato **611** unicolor **U11**



black dust

laminato **627**




smoke grey

laminato **617**



london grey

laminato **618**



sahara noir raw

laminato **623** unicolor **U23**




graphite raw

laminato **625** unicolor **U25**


**Piani Fenix e Fenix unicolor**

Fenix and Fenix Unicolor worktops  
 Plans de travail en Fenix et Fenix unicolor  
 Encimeras Fenix y Fenix unicolor  
 Platten Fenix und Fenix Unicolor


 cm.1,2 / 2 / 3 FLY / 4 / 6

 cm.420



bianco kos

 opaco **640**      unicolor **U40**


champagne

 opaco **642**      unicolor **U42**



terra

 opaco **644**      unicolor **U44**



atmosfera

 opaco **645**      unicolor **U45**



nero

 opaco **646**      unicolor **U46**



grigio efeso

 opaco **648**      unicolor **U48**



arizona

 opaco **638**      unicolor **U38**


grigio antrim

 opaco **639**      unicolor **U39**


grigio bromo

 opaco **649**      unicolor **U49**


cacao

 opaco **637**      unicolor **U37**

## Piani vetro temperato lucido o satinato

Satin or gloss tempered glass tops

Plans de travail en verre trempé brillant ou satiné

Encimeras de cristal templado brillante o traslúcido

Abdeckplatten aus Sicherheitsglas in Ausführung Hochglanz oder satiniert

vetro lucido / gloss glass / verre brillant / cristal brillante / Glas Hochglanz

vetro satinato / satin glass / verre satiné / cristal traslúcido / Glas satiniert

cm.1,2

cm.360



bianco

lucido **XBI**

satinato **WBB**



bianco snow

lucido **XBW**

satinato **WBS**



corda

lucido **XCO**

satinato **WCO**



fokus sale

lucido **XFS**

satinato **WFS**



sabbia amande

lucido **XSA**

satinato **WSA**



tortora

lucido **XTO**

satinato **WTO**



beige tornabuoni

lucido **XBV**

satinato **WBV**



ecru caramel

lucido **XEC**

satinato **WEC**



fokus rena

lucido **XFR**

satinato **WFR**



marrone noisette

lucido **XMN**

satinato **WMN**



fokus roccia

lucido **XFO**

satinato **WFO**



grigio steel

lucido **XGT**

satinato **WGT**



grigio smoke

lucido **XGS**

satinato **WGS**



grey calm

lucido **XFG**

satinato **WFG**



grigio cendre

lucido **XGE**

satinato **WGC**



fokus piombo

lucido **XFP**

satinato **WFP**



amber

lucido **XFA**

satinato **WFA**



dark depth

lucido **XFD**

satinato **WFD**



grigio bluestone

lucido **XGB**

satinato **WGB**



nero

lucido **XNE**

satinato **WNE**



rosso

lucido **XRO**

satinato **WRO**



rosso bordeaux

lucido **XBX**

satinato **WRB**



**Piani agglomerato lucido serie "Light"**

"Light" series gloss agglomerate tops  
 Plans de travail en composite brillant série « Light »  
 Encimeras de conglomerado brillante serie "Light"  
 Abdeckplatten aus Agglomerat Hochglanz Serie "Light"

cm.1,2\* / 2 / 2 Float

cm.300

\* sp. cm.1,2 disponibile solo nella finitura bianco  
 1.2 cm thick tops available in white finish only  
 ép. 1,2 cm disponible uniquement finition Bianco  
 esp. cm.1,2 disponible sólo con acabado blanco  
 St. 1,2 cm nur in Ausführung Weiß lieferbar




bianco A29



grigio perla A48



tabacco A56



concrete A57

**Piani agglomerato lucido**

Gloss agglomerate tops  
 Plans de travail en composite brillant  
 Encimeras de conglomerado brillante  
 Abdeckplatten aus Agglomerat Hochglanz

cm.1,2 / 2 / 2 Float / 3 FLY / 6

cm.300



bianco A32



nero A40

**Piani agglomerato levigato opaco**

Matt honed agglomerate tops  
 Plans de travail en composite poli mat  
 Encimeras de conglomerado lijado mate  
 Abdeckplatten aus Agglomerat matt geschliffen

cm.1,2 / 2 / 2 Float / 3 FLY / 6

cm.300



bianco A30



grigio kensho TGK



grigio unsui TGU




amazon TAZ



tigris sand TAT



cygnus A53



cemento A52



altair A54

**Piani marmo, granito e pietra**

Marble, granite and stone tops

Plans de travail en marbre, granit et pierre

Encimeras de mármol, granito y piedra

Abdeckplatten aus Marmor, Granit und Stein

cm.2 / 2 Float / 3 FLY / 6

cm.220 / 240 / 280 / 300

**finiture fascia A - category A finishes - finitions catégorie A - acabados categoría A - Ausführungen Preisklasse A**

pietra piacentina fiammata cm.240

fiammato **TPF**


marmo bianco Carrara cm.280

opaco **MB1** raw **MD6**  
lucido **MA2**

marmo royal grey cm.280

opaco **MC7** raw **MD9**

marmo grigio carnico cm.280

opaco **MC4**  
lucido **MB6**

marmo graphite cm.280

opaco **MC2**  
lucido **MB4**


marmo grigio imperiale cm.280

fiammato **PT3**


marmo emperador cm.280

opaco **MC3**  
lucido **MB5**


granito nero Africa cm.300

opaco **MB2**  
lucido **MA7**  
fiammato **MA5**

granito nero assoluto cm.300

opaco **MA8** fiammato **MA1**  
lucido **MA9** raw **MD3****finiture fascia B - category B finishes - finitions catégorie B - acabados categoría B - Ausführungen Preisklasse B**

marmo grigio carnico cm.280

raw **MD5**

marmo graphite cm.280

raw **MD2**

marmo emperador cm.280

raw **MD4**

granito nero Africa cm.300

raw **ME2**

marmo coffee brown cm.300

opaco **MC8** raw **ME1**  
lucido **MB9**

granito black cosmic cm.300

opaco **MC6** raw **MD8**  
lucido **MB8**

granito porfido cm.300

fiammato **PT1****finiture fascia C - category C finishes - finitions catégorie C - acabados categoría C - Ausführungen Preisklasse C**

marmo sahara noir cm.220

opaco **MC1** raw **MD1**  
lucido **MB3**

granito blu sky cm.280

opaco **MC5** raw **MD7**  
lucido **MB7**

granito amarula cm.300

opaco **ME4** raw **ME3**

**Piani Gres**

Gres tops  
Plans de travail en Gres  
Encimeras de Gres  
Abdeckplatten aus Gres

cm.1 / 1,2 / 2 / 2 Float / 3 Fly / 6

cm.300 / 324

finiture fascia A - category A finishes - finitions catégorie A - acabados categoría A - Ausführungen Preisklasse A




nero **TFE**



fokos sale **TFS**



fokos rena **TFR**




fokos roccia **TFO**



fokos piombo **TFP**



pietra savoia perla **TFF**



pietra savoia grigia **TFH**



pietra savoia antracite **TFI**



emperador marrone **TFT**



emperador grigio **TFQ**



snow **TSW**



open space **TOS**




amande **TSA**




beige tornabuoni **TBV**



endre **TGC**




bluestone **TGB**



road **TGR**



iron copper **TIC**



iron grey **TIK**



grey calm **TFG**




dark depth **TFD**



black metal **TSK**




nero greco **TIO**



city stone brown **TIP**



city stone pearl **TIQ**




vintage gris **TIR**



senda **TIS**



pietra piacentina fiammata **TIV**




sahara noir raw **TIX**



sahara noir **TIT**



noir desir **TIZ**




graphite raw **TIW**




gold brown **TIY**

**Piani Gres**

Gres tops  
Plans de travail en Gres  
Encimeras de Gres  
Abdeckplatten aus Gres

 cm.1 / 2 / 2 Float / 3 Fly / 6

 cm.300 / 324

finiture fascia A - category A finishes - finitions catégorie A - acabados categoría A - Ausführungen Preisklasse A

effetto resina - resin effect - aspect résine - efecto resina - Kunstharzoptik



ivory

**TFI**

silver

**TFU**


plumb

**TFV**

amber

**TFA**

effetto calce - lime effect - aspect chaux - efecto cal - Kalkoptik

bianco snow  
effetto calce**TTS**beige tornabuoni  
effetto calce**TTV**grey calm  
effetto calce**TTG**dark depth  
effetto calce**TTD**

finiture fascia B - category B finishes - finitions catégorie B - acabados categoría B - Ausführungen Preisklasse B



bianco opaco

**TFB**

calacatta

**TFC**

stone grey

**TIN**

carrara

**TIU**

**Piani Gres**

Gres tops  
Plans de travail en Gres  
Encimeras de Gres  
Abdeckplatten aus Gres

cm.1,2

cm.300 / 324


finiture fascia A - category A finishes - finitions catégorie A - acabados categoría A - Ausführungen Preisklasse A




fokos sale **TFS**



fokos rena **TFR**




fokos roccia **TFO**



fokos piombo **TFP**




pietra savoia perla **TFP**




pietra savoia grigia **TFH**




pietra savoia antracite **TFL**




emperador marrone **TFT**



emperador grigio **TFQ**




grey calm **TFG**




dark depth **TFD**



black metal **TSK**




nero greco **TIO**




city stone brown **TIP**



city stone pearl **TIQ**




vintage gris **TIR**



senda **TIS**



pietra piacentina fiammata **TIV**




sahara noir raw **TIX**




sahara noir **TIT**



noir desir **TIZ**



graphite raw **TIW**



gold brown **TIY**

**Piani Gres**

Gres tops

Plans de travail en Gres

Encimeras de Gres

Abdeckplatten aus Gres

cm.1,2


cm.300 / 324

finiture fascia A - category A finishes - finitions catégorie A - acabados categoría A - Ausführungen Preisklasse A


effetto resina - resin effect - aspect résine - efecto resina - Kunstharzoptik




ivory

**TFI**

silver

**TFU**



plumb

**TFV**

amber

**TFA**

effetto calce - lime effect - aspect chaux - efecto cal - Kalkoptik

bianco snow  
effetto calce**TTS**grey calm  
effetto calce**TTG**dark depth  
effetto calce**TTD**


finiture fascia B - category B finishes - finitions catégorie B - acabados categoría B - Ausführungen Preisklasse B



bianco opaco

**TFB**

calacatta

**TFC**

stone grey


**TIN**

carrara

**TIU**

**Piani Corian**

Corian tops  
Plans de travail en Corian  
Encimeras de Corian  
Abdeckplatten aus Corian

 cm.1,2 / 2 Float / 2,3 / 3 FLY / 4 / 6

 cm.420


bianco glacier white

**CN1**


corda cameo white

**CN2**

grigio pearl grey

**CN3****Piani acciaio inox satinato**

Satin stainless steel tops  
Plans de travail en acier inox satiné  
Encimeras de acero inox. satinado  
Abdeckplatten aus satiniertem Edelstahl

 cm.0,4 / 1,2 / 2 / 3 FLY / 4 / 6

 cm.420\*


acciaio satinato

**F05****PENISOLE LEGNO**

WOOD PENINSULA UNITS / PLANS-REPAS EN BOIS / PENÍNSULAS DE MADERA / HALBINSELEMENTE IN HOLZ

**Penisole legno massello**

Solid wood peninsula units  
Plans-repas en bois massif  
Penínsulas de madera maciza  
Halbinselemente in Massivholz

 cm.8


 cm.300


grigio sabbiato

**TLT****Penisole legno antico**

Antique wood peninsula units  
Plans-repas en vieux bois  
Penínsulas de madera envejecida  
Halbinselemente in Antikholz

 cm.6

 cm.300


quercia

**TLV**

larice

**TLY**

abete nero

**TLZ**

I colori e le essenze sono indicativi.

Colours and wood finishes are purely indicative. / Les coloris et les essences sont fournis à titre indicatif. / Los colores y las maderas son indicativos. / Die Farb- und Holzausführungen sind rein hinweisend.

**Accessori in gres Modulnova**

Accessori in gres Modulnova

Accessori in gres Modulnova

Accessori in gres Modulnova

Accessori in gres Modulnova

