

# Programma TWENTY

## Milltech

### Super matt

### Leaf metal

### Laminato

Laminate / Stratifié  
Laminado / Laminat

### Fenix

### Laccato satinato

Satin lacquer  
Laqué satiné  
Lacado satinado  
Lack satiniert

### Laccato lucido

Gloss lacquer  
Laqué brillant  
Lacado brillante  
Lack Hochglanz

### Laccato raw poro aperto

Raw open-pore lacquer  
Laqué raw à pores ouverts  
Lacado raw a poro abierto  
Offenporige Lackausführung Raw

### Rovere raw

Raw oak / Chêne raw  
Roble raw / Eiche Raw

### Noce raw

Raw walnut / Noyer raw  
Nogal raw / Nussbaum Raw

### Eucalipto raw

Raw walnut  
Noyer raw  
Nogal raw  
Nussbaum Raw

### Legni custom

Custom wood  
Bois Custom  
Maderas Custom  
Holz Custom

### Calce

Lime / Chaux  
Cal / Kalkverputz

### Resina cemento

Cement-effect resin  
Résine aspect ciment  
Resina cemento  
Kunstharz in Zementoptik

### Vetro laccato satinato

Satin lacquered glass  
Verre laqué satiné  
Cristal lacado satinado  
Glas satiniert lackiert

### Vetro laccato lucido

Gloss lacquered glass  
Verre laqué brillant  
Cristal lacado brillante  
Glas Hochglanz lackiert

### Pietra



























Stone  
Pierre  
Piedra  
Stein

### Gres

**MODULNOVA**

milltech

opaco - matt - mat - mate - matt

						
opaco	bianco <b>D01</b>	magnolia <b>D92</b>	champagne <b>D90</b>	cachemire <b>D94</b>	beige <b>D91</b>	agata grey <b>D93</b>
						
opaco	grigio cendre <b>D95</b>	perla <b>D96</b>	argilla <b>D80</b>	grigio marna <b>D81</b>	bronzo <b>D97</b>	lava <b>D98</b>
						
opaco	rovere bruges* <b>DVB</b>	pembroke* <b>D99</b>	noce milano* <b>DNM</b>	eucalipto* <b>D89</b>	rovere carbone* <b>DVC</b>	rovere tivoli* <b>DRT</b>
						
opaco	rovere fumo raw* <b>DRF</b>	riace <b>D83</b>	iron <b>D84</b>	black dust* <b>D86</b>	bronze ref* <b>D60</b>	metal ref* <b>D61</b>
						
opaco	sahara noir raw <b>D87</b>	graphite raw <b>D88</b>				

\* Finiture con senso vena - Finishes with direction of grain - Finitions avec sens des veinures - Acabados con dirección de la veta - Ausführungen mit Verlauf der Maserung

super matt

opaco - matt - mat - mate - matt

				
opaco	warm grey <b>D70</b>	smoke grey <b>D71</b>	london grey <b>D72</b>	black grey <b>D73</b>

leaf metal









































opaco - matt - mat - mate - matt

			
opaco	cool grey* <b>F20</b>	dark brown* <b>F21</b>	ivory* <b>F22</b>

\* Finiture con senso vena - Finishes with direction of grain - Finitions avec sens des veinures - Acabados con dirección de la veta - Ausführungen mit Verlauf der Maserung

laminato - laminate - stratifié - laminado - Laminat

opaco - matt - mat - mate - matt

						
opaco	bianco 601	magnolia 692	champagne 690	oxford 614	beige 691	grigio chiaro 620
						
opaco	agata grey 693	cendre 665	grafite 621	perla 694	argilla 605	grigio marna 606
						
opaco	bronzo 669	lava 668	silver stone 657	canapa stone 656	grey stone 658	cemento 684
						
opaco	pietra piacentina 685	pietra grigia 674	black rock 675	cesar brown 676	rovere chiaro* 630	rovere bruges* 680
						
opaco	olmo fiammato* 679	olmo* 677	pembroke* 666	rovere tabacco* 634	noce milano* 624	olmo brown* 635
						
opaco	rovere bruciato* 682	rovere carbone* 681	rovere tivoli* 667	rovere fumo raw* 626	eucalipto* 609	riace 610
						
opaco	iron 611	black dust* 627	sahara noir raw 623	graphite raw 625	* Finiture con senso vena Finishes with direction of grain Finitions avec sens des veinures Acabados con dirección de la veta Ausführungen mit Verlauf der Maserung	

fenix

opaco - matt - mat - mate - matt

						
opaco	bianco kos 640	champagne 642	terra 644	atmosfera 645	nero 646	grigio efeso 648
						
opaco	arizona 638	grigio antrim 639	grigio bromo 649	cacao 637		

































laccato - lacquered - laqué - lacado - Lackausführung

satinato: satin - satiné - mate - Satiniert / lucido: gloss - brillant - brillante - Hochglanz / raw poro aperto: raw open-pore - raw pores ouverts - raw a poro abierto - Ausführung "raw" offenporig

satinato lucido						
	bianco <b>SBI</b> <b>LBI</b>	bianco snow <b>SBW</b> <b>LBW</b>	corda <b>SCO</b> <b>LCO</b>	fokus sale <b>SFS</b> <b>LFS</b>	sabbia amande <b>SAS</b> <b>LSA</b>	tortora <b>STO</b> <b>LTO</b>
satinato lucido						
	vapore <b>SVP</b> <b>LVP</b>	beige tornabuoni <b>SBV</b> <b>LBV</b>	conchiglia <b>SCN</b> <b>LCN</b>	ecru caramel <b>SEC</b> <b>LEC</b>	fokus rena <b>SFR</b> <b>LFR</b>	melanzana <b>SME</b> <b>LME</b>
satinato lucido						
	atmosfera <b>SAT</b> <b>LAT</b>	marrone noisette <b>SMN</b> <b>LMN</b>	fokus roccia <b>SFO</b> <b>LFO</b>	terra amazon <b>STA</b> <b>LTA</b>	nuvola <b>SNU</b> <b>LNU</b>	grigio steel <b>SGT</b> <b>LGT</b>
satinato lucido						
	grigio perla <b>SGR</b> <b>LGR</b>	ghiaccio <b>SGH</b> <b>LGH</b>	grigio smoke <b>SGS</b> <b>LGS</b>	grigio pietra chiara <b>SGP</b> <b>LPG</b>	grey calm <b>SFG</b> <b>LFG</b>	grigio cendre <b>SGC</b> <b>LGE</b>
satinato lucido						
	fokus piombo <b>SFP</b> <b>LFP</b>	amber <b>SFA</b> <b>LFA</b>	dark depth <b>SFD</b> <b>LFD</b>	grigio bluestone <b>SGB</b> <b>LGB</b>	nero <b>SNE</b> <b>LNE</b>	panna <b>SPA</b> <b>LPA</b>
satinato lucido						
	orzo <b>SGO</b> <b>LGO</b>	oca <b>SOC</b> <b>LOC</b>	peperone <b>SPG</b> <b>LGP</b>	mandarino <b>SMA</b> <b>LMA</b>	rosso <b>SRO</b> <b>LRO</b>	mattone <b>SGM</b> <b>LGM</b>
satinato lucido						
	bordeaux <b>SRB</b> <b>LBX</b>	prugna <b>SPR</b> <b>LPR</b>	verde fieno <b>SVF</b> <b>LVF</b>	verde oliva <b>SVL</b> <b>LVL</b>	verde lime <b>SVE</b> <b>LVE</b>	azzurro <b>SAZ</b> <b>LAZ</b>
satinato lucido						
	verde balsamo <b>SVB</b> <b>LVB</b>	blu notte <b>SBN</b> <b>LBN</b>	blu scuro <b>SSB</b> <b>LBS</b>	nero greco <b>SFN</b> <b>LFN</b>	royal grey <b>SFB</b> <b>LFB</b>	stone grey <b>SFH</b> <b>LFH</b>
satinato lucido						
	colore a campione <b>S99</b> <b>L99</b>					

laccato raw poro aperto - raw open-pore lacquer - laqué raw à pores ouverts - lacado raw a poro abierto - Offenporige Lackausführung Raw


poro aperto - open-pore - pores ouverts - poro abierto - offenporig

poro aperto	 bianco <b>RBI</b>	 bianco snow <b>RBW</b>	 corda <b>RCO</b>	 fokos sale <b>RFS</b>	 sabbia amande <b>RSA</b>	 tortora <b>RTO</b>
poro aperto	 vapore <b>RVP</b>	 beige tornabuoni <b>RBV</b>	 conchiglia <b>RCN</b>	 ecru caramel <b>REC</b>	 fokos rena <b>RFR</b>	 melanzana <b>RME</b>
poro aperto	 atmosfera <b>RAT</b>	 marrone noisetto <b>RMN</b>	 fokos roccia <b>RFO</b>	 terra amazzon <b>RTZ</b>	 nuvola <b>RNU</b>	 grigio steel <b>RGT</b>
poro aperto	 ghiaccio <b>RGH</b>	 grigio smoke <b>RGS</b>	 grigio pietra chiara <b>RPC</b>	 grey calm <b>RFG</b>	 grigio cendre <b>RGE</b>	 fokos piombo <b>RFP</b>
poro aperto	 amber <b>RFA</b>	 dark depth <b>RFD</b>	 grigio bluestone <b>RGB</b>	 nero <b>RNE</b>	 nero greco <b>RFN</b>	 royal grey <b>RFB</b>
poro aperto	 stone grey <b>RFH</b>	 colore a campione <b>R99</b>				


rovere raw - raw oak - chêne raw - roble raw - Eiche Raw

 rovere carbone <b>RD1</b>	 rovere fumo <b>RD7</b>	 rovere cuoio <b>RD3</b>	 rovere ossidato <b>RD5</b>	 rovere cenere <b>RD4</b>	 rovere puro <b>RD6</b>
 rovere caffè <b>RD8</b>	 rovere brown <b>R01</b>	 rovere cortina <b>R06</b>			


NOCE RAW - raw walnut - noyer raw - nogal raw - Nussbaum Raw




noce cuoio  
**ND3**



noce cenere  
**ND4**



noce sbiancato  
**ND1**



noce naturale  
**ND2**



noce ossidato  
**ND5**



noce classic  
**ND6**




noce milano  
**NO3**




noce grigio  
**NO4**

EUCALIPTO RAW - raw eucalyptus - eucalyptus raw - eucalipto raw - Eukalyptus Raw



eucalipto brera  
**ED1**


legni custom - custom wood - bois custom - maderas Custom - Holz Custom




legni custom  
**TLC**

Personalizzazione anta su campione fornito dal cliente  
 Door customised in compliance with customer's sample  
 Personnalisation de la porte sur échantillon fourni par le client  
 Personalización de puerta a partir de muestra entregada por el cliente  
 Individuelle Gestaltung der Tür laut Muster des Kunden


calce - lime - chaux - cal - Kalkverputz



bianco snow  
**TCS**



beige tornabuoni  
**TCV**



grey calm  
**TCG**




dark depth  
**TCD**

resina cemento - cement effect resin - résine aspect ciment - resina cemento - Kunstharz in Zementoptik




bianco

**TRB**



grigio cemento

**TRC**




beige tornabuoni

**TRV**



cendre

**TRD**




antracite

**TRA**




nero

**TRN**




ivory

**TRI**




silver

**TRS**



plumb

**TRP**



amber

**TRX**

vetro laccato - lacquered glass - verre laqué - cristal lacado - Glas lackiert


satinato - satin - satiné - satinado - satiniert / lucido - gloss - brillant - brillante - Hochglanz



bianco

**WBB**


**BI**



bianco snow

**WBS**


**BW**



corda

**WCO**

**CO**



fokus sale

**WFS**

**KS**



sabbia amande

**WSA**

**SA**



tortora

**WTO**

**XO**

satinato  
lucido



beige tornabuoni

**WBV**


**BV**



ecru caramel

**WEC**


**EC**



fokus rena

**WFR**


**KR**



marrone noisette

**WMN**


**MN**



fokus roccia

**WFO**

**RO**




grigio steel

**WGT**

**ET**


satinato  
lucido



grigio smoke

**WGS**


**ES**



grey calm

**WFG**


**KG**



grigio cendre

**WGC**


**GE**



fokus piombo

**WFP**


**KP**



amber

**WFA**

**KA**



dark depth

**WFD**

**KD**


satinato  
lucido



grigio bluestone

**WGB**

**BB**



nero

**WNE**

**NE**



rosso

**WRO**

**RO**



rosso bordeaux

**WRB**

**BX**

satinato  
lucido



levigato opaco  
levigato raw  
fiammato



pietra piacentina fiammato

**TPF**



marmo carrara

**MB1**

**MD6**



marmo royal grey

**MC7**

**MD9**




granito nero africa

**MB2**

**ME2**


**MA5**

gres



nero opaco

**TFE**




fokus sale

**TFS**




fokus rena

**TFR**




fokus roccia

**TFO**




fokus piombo

**TFP**



pietra savoia perla

**TFF**



pietra savoia grigia

**TFH**



pietra savoia antracite

**TFL**




nero greco

**TIO**




emperador marrone

**TFT**




emperador grigio

**TFQ**




snow

**TSW**



open space

**TOS**



amande

**TSA**



beige tornabuoni

**TBV**



cendre

**TGC**



bluestone

**TGB**



road

**TGR**




iron copper

**TIC**




iron grey

**TIK**




noir desir

**TIZ**




bianco snow eff. calce

**TTS**



beige tornabuoni eff. calce

**TTV**



grey calm eff. calce

**TTG**




dark depth eff. calce

**TTD**



finitura scocca


carcasses - finition caisson - acabado estructura - Korpusinnenseite




grigio texture

finitura scocca con supplemento di prezzo


carcasses available with a surcharge - finition caisson avec supplément - acabado estructura con recargo - Korpusinnenseite mit Preiszuschlag



lava



eucalipto



riace

- I Anta Miltech:** anta spessore 20 mm. realizzata con pannello di particelle di legno a bassa emissione di formaldeide (classe E1) rivestito con carta melaminica.
- Anta super matt:** anta spessore 20 mm. realizzata con pannello mdf rivestito con laminato da 0,8 mm. super opaco, antimpronta, morbido al tatto e resistente al graffio.
- Anta leaf metal:** anta spessore 20 mm. realizzata con pannello mdf rivestito con laminato in PET 3 strati. Nello strato intermedio è presente una foglia micron di alluminio. Lo strato superiore garantisce una ottima resistenza al graffio.
- Anta laminato:** anta spessore 20 mm. realizzata con pannello di particelle di legno a bassa emissione di formaldeide (classe E1) rivestito su due lati con foglio laminato e bordato 4 lati con bordo unicolor. Incollaggio poliuretano.
- Anta laminato Fenix:** anta spessore 20 mm. realizzata con pannello di particelle di legno a bassa emissione di formaldeide (classe E1) rivestito su un lato con foglio laminato Fenix e bordato 4 lati con bordo ABS. Incollaggio poliuretano.
- Anta laccato satinato:** anta spessore 20 mm. realizzata con pannello mdf laccato satinato su fondo poliestere.
- Anta laccato lucido:** anta spessore 20 mm. realizzata con pannello mdf laccato lucido su fondo poliestere.
- Anta laccato raw poro aperto:** anta spessore 20 mm. realizzata con pannello di particelle di legno a bassa emissione di formaldeide (classe E1) rivestito con piallaccio di rovere, bordato legno su quattro lati e laccato.
- Anta noce raw:** anta spessore 20 mm. realizzata con pannello di particelle di legno a bassa emissione di formaldeide (classe E1) rivestito con piallaccio di noce, bordato legno su quattro lati e verniciato con tinte a base di oli naturali.

- Anta rovere raw:** anta spessore 20 mm. realizzata con pannello di particelle di legno a bassa emissione di formaldeide (classe E1) rivestito con piallaccio di rovere, bordato legno su quattro lati e verniciato con tinte a base di oli naturali.
- Anta eucalipto raw:** anta spessore 20 mm. realizzata con pannello di particelle di legno a bassa emissione di formaldeide (classe E1) rivestito con piallaccio di eucalipto, bordato legno su quattro lati e verniciato con tinte a base di oli naturali.
- Anta legni custom:** anta spessore 20 mm. realizzata con pannello di particelle di legno a bassa emissione di formaldeide (classe E1) rivestito con foglia di legno.
- Anta calce/resina cemento:** anta spessore 20 mm. realizzata con pannello mdf a bassa emissione di formaldeide (classe E1) ricoperto con piu mani di intonaco (calce) o biomalta (resina cemento).
- Anta vetro laccato satinato:** anta spessore 20 mm. realizzata con pannello di supporto in metallo laccato satinato sul quale viene incollato un vetro satinato sp.4 mm.
- Anta vetro laccato lucido:** anta spessore 20 mm. realizzata con pannello di supporto in metallo laccato satinato sul quale viene incollato un vetro lucido sp.4 mm.
- Anta pietra/marmo/granito:** anta spessore 20 mm. realizzata con pannello di supporto in metallo laccato satinato sul quale viene incollato un frontale in pietra naturale sp.4 mm.
- Anta Gres:** anta spessore 20 mm. realizzata con pannello di supporto in metallo laccato satinato sul quale viene incollato un pannello in gres sp.3/4 mm.

- GB Milltech door:** 20-mm thick door made of wood particleboard with a low formaldehyde emission (class E1) faced with melamine paper.
- Super matt door:** 20 mm thick door made from an MDF panel faced with 0.8 mm thick, super matt, fingerprint proof laminate that is soft to the touch and scratch resistant.
- Metal leaf door:** 20 mm thick door made from an MDF panel faced with 3 layers of PET laminate. The middle layer contains a micron sheet of aluminium. The top layer ensures excellent scratch resistance.
- Laminate door:** 20-mm thick door made of wood particleboard with a low formaldehyde emission (class E1) faced on both sides with sheets of laminate and edged on 4 sides with Unicolor. Polyurethane glue.
- Fenix laminate door:** 20-mm thick door made of wood particleboard with a low formaldehyde emission (class E1), faced on one side with a sheet of Fenix laminate and edged on 4 sides with ABS. Polyurethane glue.
- Satin lacquered door:** 20-mm thick door made from an MDF panel with a satin lacquered finish on a polyester base.
- Gloss lacquer ed door:** 20-mm thick door made from an MDF panel with a gloss lacquered finish on a polyester base.
- Raw open-pore lacquered door:** 20-mm thick door made of wood particleboard with a low formaldehyde emission (class E1), oak veneered and edged with wood on 4 sides and lacquered.

- Raw walnut door:** 20-mm thick door made of wood particleboard with a low formaldehyde emission (class E1), walnut veneered and edged with wood on 4 sides and varnished with natural oil-based shades.
- Raw oak door:** 20-mm thick door made of wood particleboard with a low formaldehyde emission (class E1) oak veneered and edged with wood on 4 sides and varnished with natural oil-based shades.
- Raw Ecalpt us door:** 20 mm thick door made of wood particleboard with a low formaldehyde emission (class E1), eucalyptus veneered and edged with wood on 4 sides and varnished with natural, oil-based shades.
- Custom wood door:** 20-mm thick door made of wood particleboard with a low formaldehyde emission (class E1) veneered with sheets of wood veneer.
- Lime/cement-effect resin door:** 20-mm thick door made of MDF with a low formaldehyde emission (class E1) covered with various coats of plaster (lime) or bio-mortar (cement-effect resin).
- Satin lacquered glass door:** 20-mm thick door constructed using a metal panel with a satin lacquered finish onto which a 4-mm thick satin glass panel is glued.
- Gloss lacquered glass door:** 20-mm thick door constructed using a metal panel with a satin lacquered finish onto which a 4-mm thick gloss glass panel is glued.
- Stone/marble/granite door:** 20-mm thick door constructed using a metal panel with a satin lacquered finish onto which a 4-mm thick natural stone front panel is glued.
- Gres door:** 20-mm thick door constructed using a metal panel with a satin lacquered finish onto which a 3/4-mm thick Gres (stoneware) panel is glued.

- F Porte Milltech :** porte de 20 mm d'épaisseur, réalisée avec un panneau de particules à basse teneur en formaldéhyde (classe E1) revêtu d'un papier mélaminé.
- Porte super matt :** porte de 20 mm d'épaisseur, réalisée avec un panneau en MDF revêtu en stratifié super mat de 0,8 mm d'épaisseur, anti-empreintes, doux au toucher et résistant aux rayures.
- Porte Leaf Metal :** porte de 20 mm d'épaisseur, réalisée avec un panneau en MDF revêtu en PET 3 couches. La couche intermédiaire a une feuille d'aluminium micron. La couche supérieure assure une excellente résistance aux rayures.
- Br te stratifié :** porte de 20 mm d'épaisseur, réalisée avec un panneau de particules à basse teneur en formaldéhyde (classe E1) revêtu sur les deux faces d'une feuille stratifiée et avec 4 chants en unicolor. Collage polyuréthane.
- Porte en stratifié Fenix :** porte de 20 mm d'épaisseur, réalisée avec un panneau de particules à basse teneur en formaldéhyde (classe E1) revêtu sur une face d'une feuille de stratifié Fenix et avec 4 chants en ABS. Collage polyuréthane.
- Porte laquée satinée :** porte de 20 mm d'épaisseur, réalisée avec un panneau en MDF laqué satiné sur support polyester.
- Br te laqué brillante :** porte de 20 mm d'épaisseur, réalisée avec un panneau en MDF laqué brillant sur support polyester.
- Porte laquée raw à pores ouverts :** porte de 20 mm d'épaisseur, réalisée avec un panneau de particules à basse teneur en formaldéhyde (classe E1) revêtu d'un placage chêne avec quatre chants en bois et laqué.
- Porte en noyer raw :** porte de 20 mm d'épaisseur, réalisée avec un panneau de particules à basse teneur en formaldéhyde (classe E1) revêtu d'un placage noyer raw avec quatre chants en bois et verni avec des teintes à base d'huiles naturelles.

- Porte en chêne raw :** porte de 20 mm d'épaisseur, réalisée avec un panneau de particules à basse teneur en formaldéhyde (classe E1) revêtu d'un placage chêne avec quatre chants en bois et verni avec des teintes à base d'huiles naturelles.
- Br te en eucalpt us Raw :** porte de 20 mm d'épaisseur, réalisée avec un panneau de particules à basse teneur en formaldéhyde (classe E1) revêtu d'un placage eucalyptus avec quatre chants en bois et verni avec des teintes à base d'huiles naturelles.
- Bois Custom :** porte de 20 mm d'épaisseur, réalisée avec un panneau de particules à basse teneur en formaldéhyde (classe E1) revêtu d'une feuille de bois.
- Porte finition chaux / résine aspect ciment :** porte de 20 mm d'épaisseur, réalisée avec un panneau en MDF à basse teneur en formaldéhyde (Classe E1) recouvert de plusieurs couches d'enduit (pour la finition chaux) ou de bio-mortier (pour la finition résine aspect ciment).
- Porte en verre laqué satiné :** porte de 20 mm d'épaisseur, réalisée avec un panneau de support en métal laqué satiné sur lequel on colle un verre satiné de 4 mm d'épaisseur.
- Br te en verre laqué brillant :** porte de 20 mm d'épaisseur, réalisée avec un panneau de support en métal laqué satiné sur lequel on colle un verre brillant de 4 mm d'épaisseur.
- Porte en pierre/marbre/granit :** porte de 20 mm d'épaisseur, réalisée avec un panneau de support en métal laqué satiné sur lequel on colle une façade en pierre naturelle de 4 mm d'épaisseur.
- Porte en Gres :** porte de 20 mm d'épaisseur, réalisée avec un panneau de support en métal laqué satiné sur lequel on colle un panneau en grès de 3/4 mm d'épaisseur.

**E Puerta de Milltech:** puerta de 20 mm de grosor realizada con tablero de aglomerado de madera con baja emisión en formaldehído (clase E1) recubierto con papel impregnado de resinas melamínicas.

**Ber ta super matt:** puerta de 20 mm de grosor realizada con tablero de MDF recubierto con laminado de 0,8 mm súper mate, antihuellas, suave al tacto y resistente al rayado.

**Ber ta leaf metal:** puerta de 20 mm de grosor realizada con tablero de MDF recubierto con laminado PET 3 capas. La capa intermedia incluye una hoja micrométrica de aluminio. La capa superior asegura la máxima resistencia al rayado.

**Puerta de laminado:** puerta de 20 mm de grosor realizada con tablero de aglomerado de madera con baja emisión en formaldehído (clase E1), con dos caras recubiertas de laminado y canteado 4 lados con unicolor. Adhesivo poliuretánico.

**Puerta de laminado Fenix:** puerta de 20 mm de grosor realizada con tablero de aglomerado de madera con baja emisión en formaldehído (clase E1), una cara recubierta con hoja de laminado Fenix y canteado 4 lados con ABS. Adhesivo poliuretánico.

**Ber ta lacada satinada:** puerta de 20 mm de grosor realizada con tablero de MDF lacado satinado sobre sustrato de poliéster.

**Ber ta lacada brillante:** puerta de 20 mm de grosor realizada con tablero de MDF lacado brillante sobre sustrato de poliéster.

**Ber ta lacada raw a poro abierto:** puerta de 20 mm de grosor realizada con tablero de aglomerado de madera con baja emisión en formaldehído (clase E1) chapado en roble y canteado 4 lados en madera y lacado.

**Ber ta de nogal raw:** puerta de 20 mm de grosor realizada con tablero de aglomerado de madera con baja emisión en formaldehído (clase E1) chapado en nogal, canteado 4 lados en madera y barnizado a base de aceites naturales.

**Puerta de roble raw:** puerta de 20 mm de grosor realizada con tablero de aglomerado de madera con baja emisión en formaldehído (clase E1) chapado en roble, canteado 4 lados en madera y barnizado a base de aceites naturales.

**Puerta de eucalipto raw:** puerta de 20 mm de grosor realizada con tablero de aglomerado de madera con baja emisión en formaldehído (clase E1) chapado en eucalipto, canteado 4 lados en madera y barnizado a base de aceites naturales.

**Maderas Custom/en paquet e:** puerta de 20 mm de grosor realizada con tablero de aglomerado de madera con baja emisión en formaldehído (clase E1).

**Puerta de cal/resina cemento:** puerta de 20 mm de grosor realizada con tablero de MDF con baja emisión en formaldehído (clase E1) recubierto con varias capas de enlucido (cal) o bio-mortero (resina cemento).

**Puerta de cristal lacado satinado:** puerta de 20 mm de grosor realizada con un sustrato de metal lacado satinado donde se pega el cristal traslúcido de 4 mm de grosor.

**Puerta de cristal lacado brillante:** puerta de 20 mm de grosor realizada con un sustrato de metal lacado satinado donde se pega el cristal brillante de 4 mm de grosor.

**Puerta de piedra/mármol/granito:** puerta de 20 mm de grosor realizada con un sustrato de metal lacado satinado donde se pega un frente de piedra natural de 4 mm de grosor.

**Puerta de Gres:** puerta de 20 mm de grosor realizada con un sustrato de metal lacado satinado donde se pega un panel gres de 3/4 mm de grosor.

**D Tür in Milltech:** Tür Stärke 20 mm, hergestellt aus einer Holzspanplatte mit niedriger Formaldehydabgabe (Klasse E1) mit Beschichtung aus melaminharzgetränktem Papier.

**Tür supermatt:** Tür Stärke 20 mm, hergestellt aus einer MDF-Platte mit Laminatbeschichtung 0,8 mm, supermatt, fingerabdruckresistent, berührungsfreundlich und kratzfest.

**Tür Leaf metal:** Tür Stärke 20 mm, hergestellt aus einer MDF-Platte mit dreischichtiger PET-Laminatbeschichtung. In der Mittelschicht befindet sich eine mikrofeine Aluminiumfolie. Die obere Schicht gewährleistet eine ausgezeichnete Kratzfestigkeit.

**Tür in Laminat:** Tür Stärke 20 mm, hergestellt aus einer Holzspanplatte mit niedriger Formaldehydabgabe (Klasse E1), beide Seiten mit Laminatbeschichtung und vier Seiten mit Kante Unicolor. Verleimung mit Polyurethan.

**Tür in Laminat Fenix:** Tür Stärke 20 mm, hergestellt aus einer Holzspanplatte mit niedriger Formaldehydabgabe (Klasse E1), 1 Seite mit Laminatbeschichtung Fenix und vier Seiten mit ABS-Kante. Verleimung mit Polyurethan.

**Tür in Lack satiniert:** Tür Stärke 20 mm, hergestellt aus einer MDF-Platte in Ausführung Lack satiniert auf Polyesterbasis.

**Tür in Lack Hochglanz:** Tür Stärke 20 mm, hergestellt aus einer MDF-Platte in Ausführung Lack Hochglanz auf Polyesterbasis.

**Tür in offenporiger Lackausführung Raw:** Tür Stärke 20 mm, hergestellt aus einer Holzspanplatte mit niedriger Formaldehydabgabe (Klasse E1) mit Beschichtung in Eichenfurnier, alle vier Kanten aus Holz, mit Lackierung.

**Tür in Nussbaum Raw:** Tür Stärke 20 mm, hergestellt aus einer Holzspanplatte mit niedriger Formaldehydabgabe (Klasse E1) mit Beschichtung in Nussbaumfurnier Raw, alle vier Kanten aus Holz, Lackierung mit Farben auf Naturölbasis.

**Tür in Eiche Raw:** Tür Stärke 20 mm, hergestellt aus einer Holzspanplatte mit niedriger Formaldehydabgabe (Klasse E1) mit Beschichtung in Eichenfurnier, alle vier Kanten aus Holz, Lackierung mit Farben auf Naturölbasis.

**Tür in Eukalyptus Raw:** Tür Stärke 20 mm, hergestellt aus einer Holzspanplatte mit niedriger Formaldehydabgabe (Klasse E1) mit Beschichtung in Eukalyptusfurnier, alle vier Kanten aus Holz, Lackierung mit Farben auf Naturölbasis.

**Tür in Holz Custom:** Tür Stärke 20 mm, hergestellt aus einer Holzspanplatte mit niedriger Formaldehydabgabe (Klasse E1).

**Tür mit Kalkverputz Kunstharz in Zementoptik:** Tür Stärke 20 mm, hergestellt aus einer MDF-Platte mit niedriger Formaldehydabgabe (Klasse E1), die mehrere Verputzschichten (Kalk) oder Schichten aus Biomörtel (Kunstharz in Zementoptik) aufweist.

**Glastür satiniert lackiert:** Tür Stärke 20 mm, hergestellt aus einer Trägerplatte aus Metall in Ausführung Lack satiniert, auf die eine satinierte Glasplatte St. 4 mm aufgeklebt wird.

**Glastür Hochglanz lackiert:** Tür Stärke 20 mm, hergestellt aus einer Trägerplatte aus Metall in Ausführung Lack satiniert, auf die eine glänzende Glasplatte St. 4 mm aufgeklebt wird.

**Tür in Stein/Marmor/Granit:** Tür Stärke 20 mm, hergestellt aus einer Trägerplatte aus Metall in Ausführung Lack satiniert, auf die eine Front aus Naturstein St. 4 mm aufgeklebt wird.

**Tür in Feinsteinzeug:** Tür Stärke 20 mm, hergestellt aus einer Trägerplatte aus Metall in Ausführung Lack satiniert, auf die eine Platte aus Feinsteinzeug St. 3/4 mm aufgeklebt wird.



# TOP

## Accessori Elementi comuni

### Laminato bordo unicolor e unicolor bordo unicolor

Laminate with Unicolor edge and Unicolor with Unicolor edge  
Stratifié avec chant unicolor et unicolor avec chant unicolor  
Laminado con canto unicolor y unicolor con canto unicolor  
Laminat mit Kante Unicolor und Unicolor mit Kante Unicolor

### Fenix bordo unicolor

Fenix with Unicolor edge  
Fenix avec chant unicolor  
Fenix con canto unicolor  
Fenix mit Kante Unicolor

### Vetro

Glass - Verre - Cristal - Glas

### Agglomerato "Light"

"Light" agglomerate - Composite "Light"  
Conglomerado "Light" - Agglomerat "Light"

### Agglomerato lucido

Gloss agglomerate - Composite brillant  
Conglomerado brillante  
Agglomerat Hochglanz

### Agglomerato opaco

Matt agglomerate - Composite mat  
Conglomerado mate - Agglomerat matt

### Marmo, granito e pietra

Marble, granite and stone  
Marbre, granit et pierre  
Mármol, granito y piedra  
Marmor, Granit und Stein

### Gres

### Laccato raw poro aperto

Raw open-pore lacquer  
Laqué raw à pores ouverts  
Lacado raw a poro abierto  
Offenporige Lackausführung Raw

### Rovere raw

Raw oak - Chêne raw  
Roble raw - Eiche Ausführung raw

### Noce raw

Raw walnut - Noyer raw  
Nogal raw - Nussbaum Raw

### Eucalipto raw

Raw Eucalyptus - Eucalyptus Raw  
Eucalipto raw - Eukalyptus Raw

### Legni custom

Custom/grain matched wood  
Bois Custom veines même aspect  
Maderas Custom/en paquete  
Holz Custom/mit gleichf. Maserung

### Legno antico

Antique wood - Vieux bois  
Madera envejecida - Antikholz

### Corian - Geacril

### Tecnoril

## Piani laminato bordo unicolor e unicolor bordo unicolor

Worktops in laminate with Unicolor edge and in Unicolor with Unicolor edge  
Plans de travail en stratifié avec chant unicolor et unicolor avec chant unicolor  
Encimeras de laminado con canto unicolor y unicolor con canto unicolor  
Laminatplatten mit Kante Unicolor und Platten Unicolor mit Kante




bianco  
laminato **601** unicolor **U01**



magnolia  
laminato **692**



champagne  
laminato **690**



oxford  
laminato **614** unicolor **U14**



beige  
laminato **691**



grigio chiaro  
laminato **620** unicolor **U20**



agata grey **693**  
laminato **693**



cendre **665**  
laminato **665**



graphite  
laminato **621** unicolor **U21**



perla  
laminato **694** unicolor **U94**



argilla  
laminato **605** unicolor **U05**



grigio marna  
laminato **606** unicolor **U06**



bronzo  
laminato **669** unicolor **U69**



lava  
laminato **668** unicolor **U68**



silver stone  
laminato **657** unicolor **U57**



canapa stone  
laminato **666** unicolor **U66**



grey stone  
laminato **658** unicolor **U58**



cemento  
laminato **684** unicolor **U84**




pietra piacentina  
laminato **685** unicolor **U85**



pietra grigia  
laminato **674** unicolor **U74**



black rock  
laminato **675**



cesar brown  
laminato **676** unicolor **U76**



rovere chiaro  
laminato **630** unicolor **U30**



rovere bruges  
laminato **680** unicolor **U80**



olmo fiammato  
laminato **679** unicolor **U79**



olmo  
laminato **677** unicolor **U77**



pembroke  
laminato **666**



rovere tabacco  
laminato **634** unicolor **U34**



noce milano  
laminato **624**



olmo brown  
laminato **635** unicolor **U35**



rovere bruciato  
laminato **682** unicolor **U82**



rovere carbone  
laminato **681** unicolor **U81**



## Piani laminato bordo unicolor e unicolor bordo unicolor

Worktops in laminate with Unicolor edge and in Unicolor with Unicolor edge  
Plans de travail en stratifié avec chant unicolor et unicolor avec chant unicolor  
Encimeras de laminado con canto unicolor y unicolor con canto unicolor  
Laminatplatten mit Kante Unicolor und Platten Unicolor mit Kante



rovere tivoli  
laminato **667**



rovere fumo raw  
laminato **626**



eucalipto  
laminato **609**



riace  
laminato **610** unicolor **U10**



iron  
laminato **611** unicolor **U11**



black dust  
laminato **627**



smoke grey  
laminato **617**



london grey  
laminato **618**



sahara noir raw  
laminato **623** unicolor **U23**



graphite raw  
laminato **625** unicolor **U25**

## Piani Fenix e Fenix unicolor

Fenix and Fenix Unicolor worktops  
Plans de travail en Fenix et Fenix unicolor  
Encimeras Fenix y Fenix unicolor  
Platten Fenix und Fenix Unicolor




bianco kos  
opaco **640** unicolor **U40**



champagne  
opaco **642** unicolor **U42**



terra  
opaco **644** unicolor **U44**



atmosfera  
opaco **645** unicolor **U45**



nero  
opaco **646** unicolor **U46**



grigio efeso  
opaco **648** unicolor **U48**



arizona  
opaco **638** unicolor **U38**



grigio antrim  
opaco **639** unicolor **U39**



grigio bromo  
opaco **649** unicolor **U49**



cacao  
opaco **637** unicolor **U37**

## Piani vetro temperato lucido o satinato

Satin or gloss tempered glass tops

Plans de travail en verre trempé brillant ou satiné

Encimeras de cristal templado brillante o traslúcido

Abdeckplatten aus Sicherheitsglas in Ausführung Hochglanz oder satiniert

vetro lucido / gloss glass / verre brillant / cristal brillante / Glas Hochglanz

vetro satinato / satin glass / verre satiné / cristal traslúcido / Glas satiniert



bianco

lucido **BI**

satinato **WBB**



bianco snow

lucido **BW**

satinato **WBS**



corda

lucido **BO**

satinato **WCO**



fokus sale

lucido **KS**

satinato **WFS**



sabbia amande

lucido **SA**

satinato **WSA**



tortora

lucido **XO**

satinato **WTO**



beige tornabuoni

lucido **BV**

satinato **WBV**



ecru caramel

lucido **EC**

satinato **WEC**



fokus rena

lucido **RR**

satinato **WFR**



marrone noisette

lucido **MN**

satinato **WMN**



fokus roccia

lucido **RO**

satinato **WFO**



grigio steel

lucido **ST**

satinato **WGT**



grigio smoke

lucido **SS**

satinato **WGS**



grey calm

lucido **RG**

satinato **WFG**



grigio cendre

lucido **CE**

satinato **WGC**



fokus piombo

lucido **RP**

satinato **WFP**



amber

lucido **XFA**

satinato **WFA**



dark depth

lucido **RD**

satinato **WFD**



grigio bluestone

lucido **BB**

satinato **WGB**



nero

lucido **NE**

satinato **WNE**



rosso

lucido **RO**

satinato **WRO**



rosso bordeaux

lucido **BX**

satinato **WRB**



## Piani agglomerato lucido serie "Light"

"Light" series gloss agglomerate tops

Plans de travail en composite brillant série « Light »

Encimeras de conglomerado brillante serie "Light"

Abdeckplatten aus Agglomerat Hochglanz Serie "Light"

\* sp. cm.1,2 disponibile solo nella finitura bianco

1.2 cm thick tops available in white finish only

ép. 1,2 cm disponible uniquement finition Bianco

esp. cm.1,2 disponible sólo con acabado blanco

St. 1,2 cm nur in Ausführung Weiß lieferbar




bianco

A29



grigio perla

A48



tabacco

A56



concrete

A57

## Piani agglomerato lucido

Gloss agglomerate tops

Plans de travail en composite brillant

Encimeras de conglomerado brillante

Abdeckplatten aus Agglomerat Hochglanz



bianco

A32



nero

A40

## Piani agglomerato levigato opaco

Matt honed agglomerate tops

Plans de travail en composite poli mat

Encimeras de conglomerado lijado mate

Abdeckplatten aus Agglomerat matt geschliffen



bianco

A30




grigio kensho

TGK



grigio unsui

TGU



amazon

TAZ



tigris sand

TAT



cygnus

A53



cemento

A52












altair

A54








**Piani marmo, granito e pietra**

Marble, granite and stone tops  
 Plans de travail en marbre, granit et pierre  
 Encimeras de mármol, granito y piedra  
 Abdeckplatten aus Marmor, Granit und Stein

finiture fascia A - category A finishes - finitions catégorie A - acabados categoría A - Ausführungen Preisklasse A

			
pietra piacentina fiammata cm.240 fiammato <b>TPF</b>	marmo bianco Carrara cm.280 opaco <b>MB1</b> raw <b>MD6</b> lucido <b>MA2</b>	marmo royal grey cm.280 opaco <b>MC7</b> raw <b>MD9</b>	marmo grigio carnico cm.280 opaco <b>MC4</b> lucido <b>MB6</b>
			
marmo graphite cm.280 opaco <b>MC2</b> lucido <b>MB4</b>	marmo grigio imperiale cm.280 fiammato <b>PT3</b>	marmo emperador cm.280 opaco <b>MC3</b> lucido <b>MB5</b>	granito nero Africa cm.300 opaco <b>MB2</b> lucido <b>MA7</b> fiammato <b>MA5</b>
			
granito nero assoluto cm.300 opaco <b>MA8</b> fiammato <b>MA1</b> lucido <b>MA9</b> raw <b>MD3</b>			

finiture fascia B - category B finishes - finitions catégorie B - acabados categoría B - Ausführungen Preisklasse B

			
marmo grigio carnico cm.280 raw <b>MD5</b>	marmo graphite cm.280 raw <b>MD2</b>	marmo emperador cm.280 raw <b>MD4</b>	granito nero Africa cm.300 raw <b>ME2</b>
			
marmo coffee brown cm.300 opaco <b>MC8</b> raw <b>ME1</b> lucido <b>MB9</b>	granito black cosmic cm.300 opaco <b>MC6</b> raw <b>MD8</b> lucido <b>MB8</b>	granito porfido cm.300 fiammato <b>PT1</b>	

finiture fascia C - category C finishes - finitions catégorie C - acabados categoría C - Ausführungen Preisklasse C

		
marmo sahara noir cm.220 opaco <b>MC1</b> raw <b>MD1</b> lucido <b>MB3</b>	granito blu sky cm.280 opaco <b>MC5</b> raw <b>MD7</b> lucido <b>MB7</b>	granito amarula cm.300 opaco <b>ME4</b> raw <b>ME3</b>

**Piani Gres**

Gres tops

Plans de travail en Gres


Encimeras de Gres

Abdeckplatten aus Gres

finiture fascia A - category A finishes - finitions catégorie A - acabados categoría A - Ausführungen Preisklasse A




nero

**TFE**

fokos sale

**TFS**

fokos rena

**TFR**

fokos roccia

**TFO**

fokos piombo

**TFP**

pietra savoia perla

**TFE**

pietra savoia grigia

**TFH**

pietra savoia antracite

**TFI**

emperador marrone

**TFJ**

emperador grigio

**TFK**

snow

**TSW**

open space

**TOS**


amande

**TSA**

beige tornabuoni

**TBV**

cendre

**TGC**

bluestone

**TGB**

road

**TGR**

iron copper

**TIC**

iron grey

**TIK**

grey calm

**TFG**

dark depth

**TFD**

black metal

**TSK**

nero greco

**TIO**

city stone brown

**TIP**

city stone pearl

**TIQ**

vintage gris

**TIR**

senda

**TIS**

pietra piasentina fiammata

**TIU**

sahara noir raw

**TIX**

sahara noir

**TIT**

noir desir

**TIZ**

graphite raw

**TIW**

gold brown

**TIY**

**Piani Gres**

Gres tops  
 Plans de travail en Gres  
 Encimeras de Gres  
 Abdeckplatten aus Gres

finiture fascia A - category A finishes - finitions catégorie A - acabados categoría A - Ausführungen Preisklasse A

effetto resina - resin effect - aspect résine - efecto resina - Kunstharzoptik



ivory

**TFI**




silver

**TFU**



plumb

**TFV**



amber

**TFA**

effetto calce - lime effect - aspect chaux - efecto cal - Kalkoptik



bianco snow  
 effetto calce

**TTS**



beige tornabuoni  
 effetto calce

**TTV**



grey calm  
 effetto calce

**TTG**



dark depth  
 effetto calce

**TTD**

finiture fascia B - category B finishes - finitions catégorie B - acabados categoría B - Ausführungen Preisklasse B




bianco opaco

**TFB**



calacatta

**TFC**



stone grey

**TIN**



carrara

**TIU**



**Piani Gres**

Gres tops

Plans de travail en Gres

Encimeras de Gres

Abdeckplatten aus Gres


finiture fascia A - category A finishes - finitions catégorie A - acabados categoría A - Ausführungen Preisklasse A




fokos sale

**TFS**

fokos rena

**TFR**


fokos roccia

**TFO**


fokos piombo

**TFP**


pietra savoia perla

**TFP**


pietra savoia grigia

**TFH**

pietra savoia antracite

**TFL**

emperador marrone

**TFT**

emperador grigio

**TFQ**

grey calm

**TFG**

dark depth

**TFD**

black metal

**TSK**

nero greco

**TIO**

city stone brown

**TIP**

city stone pearl

**TIQ**

vintage gris

**TIR**

senda

**TIS**

pietra piacentina fiammata

**TIV**

sahara noir raw

**TIX**

sahara noir

**TIT**

noir desir

**TIZ**

graphite raw

**TIW**

gold brown

**TIY**

**Piani Gres**

Gres tops

Plans de travail en Gres

Encimeras de Gres

Abdeckplatten aus Gres

finiture fascia A - category A finishes - finitions catégorie A - acabados categoría A - Ausführungen Preisklasse A

---

effetto resina - resin effect - aspect résine - efecto resina - Kunstharzoptik



ivory

**TFI**



silver

**TFU**



plumb

**TFV**



amber

**TFA**

effetto calce - lime effect - aspect chaux - efecto cal - Kalkoptik



bianco snow  
effetto calce

**TTS**



grey calm  
effetto calce

**TTG**



dark depth  
effetto calce

**TTD**

finiture fascia B - category B finishes - finitions catégorie B - acabados categoría B - Ausführungen Preisklasse B

---



bianco opaco

**TFB**



calacatta

**TFC**



stone grey

**TIN**



carrara

**TIU**

## Piani laccati raw poro aperto

Raw open-pore lacquered tops

Plans de travail laqué raw à pores ouverts

Encimeras lacadas raw a poro abierto

Platten in Offenporige Lackausführung "raw"



bianco **RBI**



bianco snow **RBW**



corda **RCO**



fokus sale **RFS**



sabbia amande **RSA**



tortora **RTO**



vapore **RVP**



beige tornabuoni **RBV**



conchiglia **RCN**



ecru caramel **REC**



fokus rena **RFR**



melanzana **RME**



atmosfera **RAT**



marrone noisette **RMN**



fokus roccia **RFO**




terra amazon **RTZ**



nuvola **RNU**




grigio steel **RGT**




ghiaccio **RGH**



grigio smoke **RGS**



grigio pietra chiara **RPC**




grey calm **RFG**



grigio cendre **RGE**



fokus piombo **RFP**




amber **RFA**




dark depth **RFD**



grigio bluestone **RGB**



nero **RNE**



nero greco **RFN**



royal grey **RFB**



stone grey **RFH**




colore a campione **R99**



**Rovere raw**

Raw oak  
Chêne raw  
Roble raw  
Eiche Raw




rovere carbone **RD1**



rovere fumo **RD7**



rovere cuoio **RD3**



rovere ossidato **RD5**



rovere cenere **RD4**



rovere puro **RD6**



rovere caffè **RD8**



rovere brown **R01**



rovere cortina **R06**

---

**Noce raw**

Raw walnut  
Noyer raw  
Nogal raw  
Nussbaum Raw



noce cuoio **ND3**



noce cenere **ND4**



noce sbiancato **ND1**



noce naturale **ND2**




noce ossidato **ND5**



noce classic **ND6**



noce milano **N03**



noce grigio **N04**

---

**Eucalipto raw**

Raw eucalyptus  
Eucalyptus raw  
Eucalipto raw  
Eukalyptus Raw



eucalipto brera **ED1**


## Legno antico

Antique wood  
Vieux bois  
Madera envejecida  
Antikholz



quercia

TLV



larice

TLY



abete nero

TLZ

## Piani Corian

Corian tops  
Plans de travail en Corian  
Encimeras de Corian  
Abdeckplatten aus Corian



bianco glacier white

CN1



corda cameo white

CN2



grigio pearl grey

CN3

## Geacril

Geacril  
Geacril  
Geacril  
Geacril



bianco lucido

T02

## Tecnoril - Sp. 2 / 6

Tecnoril - 2 / 6-mm thick  
Tecnoril - Ép. 2 / 6  
Tecnoril - Esp 2 / 6  
Tecnoril - St. 2 / 6



bianco opaco

T01

I colori e le essenze sono indicativi.

Colours and wood finishes are purely indicative. / Les coloris et les essences sont fournis à titre indicatif. / Los colores y las maderas son indicativos. / Die Farb- und Holzaußführungen sind rein hinweisend.





















