

Programma LIGHT

Miltech

Super matt

Leaf metal

Laminato

Laminate
Stratifié
Laminado
Laminat

Fenix

Laccato satinato

Satin lacquer
Laqué satiné
Lacado satinado
Lack satiniert

Laccato lucido

Gloss lacquer
Laqué brillant
Lacado brillante
Lack Hochglanz

Laccato raw poro aperto

Raw open-pore lacquer
Laqué raw à pores ouverts
Lacado raw a poro abierto
Offenporige Lackausführung Raw

Rovere raw

Raw oak
Chêne raw
Roble raw
Eiche Raw

Noce raw

Raw walnut
Noyer raw
Nogal raw
Nussbaum Raw

Eucalipto raw

Raw Eucalyptus
Eucalyptus Raw
Eucalipto raw
Eukalyptus Raw

Vetro laccato satinato

Satin lacquered glass
Verre laqué satiné
Cristal lacado satinado
Glas satiniert lackiert

Vetro laccato lucido


























Gloss lacquered glass
Verre laqué brillant
Cristal lacado brillante
Glas Hochglanz lackiert

Gres

LIGHT

miltech

opaco - matt - mat - mate - matt

opaco	 biano D01	 magnolia D92	 champagne D90	 cachemire D94	 beige D91	 agata grey D93
opaco	 grigio cendre D95	 perla D96	 argilla D80	 grigio marna D81	 bronzo D97	 lava D98
opaco	 rovere bruges* DVB	 pembroke* D99	 noce milano* DNM	 eucalipto* D89	 rovere carbone* DVC	 rovere tivoli* DRT
opaco	 rovere fumo raw* DRF	 riace D83	 iron D84	 black dust* D86	 bronze ref* D60	 metal ref* D61
opaco	 sahara noir raw D87	 graphite raw D88				

* Finiture con senso vena - Finishes with direction of grain - Finitions avec sens des veinures - Acabados con dirección de la veta - Ausführungen mit Verlauf der Maserung

super matt

opaco - matt - mat - mate - matt

opaco	 warm grey D70	 smoke grey D71	 london grey D72	 black grey D73
-------	--	---	--	---

leaf metal









































opaco - matt - mat - mate - matt

opaco	 cool grey* F20	 dark brown* F21	 ivory* F22
-------	---	--	---

* Finiture con senso vena - Finishes with direction of grain - Finitions avec sens des veinures - Acabados con dirección de la veta - Ausführungen mit Verlauf der Maserung

laminato - laminate - stratifié - laminado - Laminat

opaco - matt - mat - mate - matt

						
opaco	bianco 601	magnolia 692	champagne 690	oxford 614	beige 691	grigio chiaro 620
						
opaco	agata grey 693	cendre 665	graphite 621	perla 694	argilla 605	grigio marna 606
						
opaco	bronzo 669	lava 668	silver stone 657	canapa stone 656	grey stone 658	cemento 684
						
opaco	pietra piacentina 685	pietra grigia 674	black rock 675	cesar brown 676	rovere chiaro* 630	rovere bruges* 680
						
opaco	olmo fiammato* 679	olmo* 677	pembroke* 666	rovere tabacco* 634	noce milano* 624	olmo brown* 635
						
opaco	rovere bruciato* 682	rovere carbone* 681	rovere tivoli* 667	rovere fumo raw* 626	eucalipto* 609	riace 610
						
opaco	iron 611	black dust* 627	sahara noir raw 623	graphite raw 625	* Finiture con senso vena Finishes with direction of grain Finitions avec sens des veinures Acabados con dirección de la veta Ausführungen mit Verlauf der Maserung	

fenix

opaco - matt - mat - mate - matt

						
opaco	bianco kos 640	champagne 642	terra 644	atmosfera 645	nero 646	grigio efeso 648
						
opaco	arizona 638	grigio antrim 639	grigio bromo 649	cacao 637		

LIGHT

































laccato - lacquered - laqué - lacado - Lackausführung

satinato: satin - satiné - mate - Satiniert / lucido: gloss - brillant - brillante - Hochglanz / raw poro aperto: raw open-pore - raw pores ouverts - raw a poro abierto - Ausführung "raw" offenporig

satinato lucido						
	bianco SBI LBI	bianco snow SBW LBW	corda SCO LCO	fokus sale SFS LFS	sabbia amande SAS LSA	tortora STO LTO
satinato lucido						
	vapore SVP LVP	beige tornabuoni SBV LBV	conchiglia SCN LCN	ecru caramel SEC LEC	fokus rena SFR LFR	melanzana SME LME
satinato lucido						
	atmosfera SAT LAT	marrone noisette SMN LMN	fokus roccia SFO LFO	terra amazon STA LTA	nuvola SNU LNU	grigio steel SGT LGT
satinato lucido						
	grigio perla SGR LGR	ghiaccio SGH LGH	grigio smoke SGS LGS	grigio pietra chiara SGP LPG	grey calm SFG LFG	grigio cendre SGC LGE
satinato lucido						
	fokus piombo SFP LFP	amber SFA LFA	dark depth SFD LFD	grigio bluestone SGB LGB	nero SNE LNE	panna SPA LPA
satinato lucido						
	orzo SGO LGO	oca SOC LOC	peperone SPG LGP	mandarino SMA LMA	rosso SRO LRO	mattone SGM LGM
satinato lucido						
	bordeaux SRB LBX	prugna SPR LPR	verde fieno SVF LVF	verde oliva SVL LVL	verde lime SVE LVE	azzurro SAZ LAZ
satinato lucido						
	verde balsamo SVB LVB	blu notte SBN LBN	blu scuro SSB LBS	nero greco SFN LFN	royal grey SFB LFB	stone grey SFH LFH
satinato lucido						
	colore a campione S99 L99					

laccato raw poro aperto - raw open-pore lacquer - laqué raw à pores ouverts - lacado raw a poro abierto - Offenporige Lackausführung Raw

poro aperto - open-pore - pores ouverts - poro abierto - offenporig

poro aperto	 bianco RBI	 bianco snow RBW	 corda RCO	 fokos sale RFS	 sabbia amande RSA	 tortora RTO
poro aperto	 vapore RVP	 beige tornabuoni RBV	 conchiglia RCN	 ecru caramel REC	 fokos rena RFR	 melanzana RME
poro aperto	 atmosfera RAT	 marrone noisetto RMN	 fokos roccia RFO	 terra amazzon RTZ	 nuvola RNU	 grigio steel RGT
poro aperto	 ghiaccio RGH	 grigio smoke RGS	 grigio pietra chiara RPC	 grey calm RFG	 grigio cendre RGE	 fokos piombo RFP
poro aperto	 amber RFA	 dark depth RFD	 grigio bluestone RGB	 nero RNE	 nero greco RFN	 royal grey RFB
poro aperto	 stone grey RFH	 colore a campione R99				

rovere raw - raw oak - chêne raw - roble raw - Eiche Raw


 rovere carbone RD1	 rovere fumo RD7	 rovere cuoio RD3	 rovere ossidato RD5	 rovere cenere RD4	 rovere puro RD6
 rovere caffè RD8	 rovere brown R01	 rovere cortina R06			

LIGHT


NOCE raw - raw walnut - noyer raw - nogal raw - Nussbaum Raw



noce cuoio
ND3



noce cenere
ND4



noce sbiancato
ND1



noce naturale
ND2



noce ossidato
ND5



noce classic
ND6



noce milano
N03



noce grigio
N04

eucalipto raw - raw eucalyptus - eucalyptus raw - eucalipto raw - Eukalyptus Raw



eucalipto brera
ED1

vetro laccato - lacquered glass - verre laqué - cristal lacado - Glas lackiert

satinato - satin - satiné - satinado - satiniert / lucido - gloss - brillant - brillante - Hochglanz




bianco
WBB
XBI



bianco snow
WBS
XBW



corda
WCO
XCO



fokus sale
WFS
XFS



sabbia amande
WSA
XSA



tortora
WTO
XTO


satinato
lucido



beige tornabuoni
WBV
XBV



ecru caramel
WEC
XEC



fokus rena
WFR
XFR



marrone noisette
WMN
XMN



fokus roccia
WFO
XFO




grigio steel
WGT
XGT

satinato
lucido



grigio smoke
WGS
XGS




grey calm
WFG
XFG




grigio cendre
WGC
XGE



fokus piombo
WFP
XFP



amber
WFA
XFA




dark depth
WFD
XFD

satinato
lucido



grigio bluestone
WGB
XGB



nero
WNE
XNE



rosso
WRO
XRO



rosso bordeaux
WRB
XBX

satinato
lucido

gres




nero opaco

TFE



fokus sale

TFS



fokus rena

TFR




fokus roccia

TFO




fokus piombo

TFP



pietra savoia perla

TFF




pietra savoia grigia

TFH



nero greco

TIO



pietra savoia antracite

TFL




emperador marrone

TFT



emperador grigio

TFQ



snow

TSW



open space

TOS



amande

TSA




beige tornabuoni

TBV



cendre

TGC



bluestone

TGB




road

TGR



iron copper

TIC



iron grey

TIK




noir desir

TIZ




bianco snow eff. calce

TTS



beige tornabuoni eff. calce

TTV



grey calm eff. calce

TTG



dark depth eff. calce

TTD

LIGHT

profilo anta light - light door profile - profil porte light - perfil de puerta light - Profil f. Tür light




Acciaio satinato
Satin steel
Acier satiné
Acero satinado
Satinierter Stahl



Canna di fucile
Gun barrel grey
Canon de fusil
Asfalto metalizado
Gunmetal Grau

finitura scocca


carcasses - finition caisson - acabado estructura - Korpusinnenseite



grigio texture

finitura scocca con supplemento di prezzo


carcasses available with a surcharge - finition caisson avec supplément - acabado estructura con recargo - Korpusinnenseite mit Preiszuschlag



lava



eucalipto



riace

I Anta Miltech: anta spessore 20 mm. realizzata con pannello di particelle di legno a bassa emissione di formaldeide (classe E1) rivestito con carta melaminica.

Anta super matt: anta spessore 20 mm. realizzata con pannello mdf rivestito con laminato da 0,8 mm. super opaco, antimpronta, morbido al tatto e resistente al graffio.

Anta leaf metal: anta spessore 20 mm. realizzata con pannello mdf rivestito con laminato in PET 3 strati. Nello strato intermedio è presente una foglia micron di alluminio. Lo strato superiore garantisce una ottima resistenza al graffio.

Anta laminato: Anta spessore 20 mm. realizzata con pannello di particelle di legno a bassa emissione di formaldeide (classe E1) rivestito su due lati con foglio laminato e bordato 4 lati con bordo unicolor. Incollaggio poliuretano.

Anta laminato Fenix: anta spessore 20 mm. realizzata con pannello di particelle di legno a bassa emissione di formaldeide (classe E1) rivestito su un lato con foglio laminato Fenix e bordato 4 lati con bordo ABS. Incollaggio poliuretano.

Anta laccato satinato: anta spessore 20 mm. realizzata con pannello mdf laccato satinato su fondo poliestere.

Anta laccato lucido: anta spessore 20 mm. realizzata con pannello mdf laccato lucido su fondo poliestere.

Anta laccato raw poro aperto: anta spessore 20 mm. realizzata con pannello di particelle di legno a bassa emissione di formaldeide (classe E1) rivestito con piallaccio di rovere, bordato legno su quattro lati e laccato.

Anta noce raw: anta spessore 20 mm. realizzata con pannello di particelle di legno a bassa emissione di formaldeide (classe E1) rivestito con piallaccio di noce, bordato legno su quattro lati e verniciato con tinte a base di oli naturali.

Anta rovere raw: anta spessore 20 mm. realizzata con pannello di particelle di legno a bassa emissione di formaldeide (classe E1) rivestito con piallaccio di rovere, bordato legno su quattro lati e verniciato con tinte a base di oli naturali.

Anta eucalipto raw: anta spessore 20 mm. realizzata con pannello di particelle di legno a bassa emissione di formaldeide (classe E1) rivestito con piallaccio di eucalipto, bordato legno su quattro lati e verniciato con tinte a base di oli naturali.

Anta vetro laccato satinato: anta spessore 20 mm. realizzata con pannello di supporto in metallo laccato satinato sul quale viene incollato un vetro satinato sp.4 mm.

Anta vetro laccato lucido: anta spessore 20 mm. realizzata con pannello di supporto in metallo laccato satinato sul quale viene incollato un vetro lucido sp.4 mm.

Anta Gres: anta spessore 20 mm. realizzata con pannello di supporto in metallo laccato satinato sul quale viene incollato un pannello in gres sp. 3/4 mm.

GB Miltech door: 20-mm thick door made of wood particleboard with a low formaldehyde emission (class E1) faced with melamine paper.

Super matt door: 20 mm thick door made from an MDF panel faced with 0.8 mm thick, super matt, fingerprint proof laminate that is soft to the touch and scratch resistant.

Metal leaf door: 20 mm thick door made from an MDF panel faced with 3 layers of PET laminate. The middle layer contains a micron sheet of aluminium. The top layer ensures excellent scratch resistance.

Laminate door: 20-mm thick door made of wood particleboard with a low formaldehyde emission (class E1) faced on both sides with sheets of laminate and edged on 4 sides with Unicolor. Polyurethane glue.

Fenix laminate door: 20-mm thick door made of wood particleboard with a low formaldehyde emission (class E1), faced on one side with a sheet of Fenix laminate and edged on 4 sides with ABS. Polyurethane glue.

Satin lacquered door: 20-mm thick door made from an MDF panel with a satin lacquered finish on a polyester base.

Gloss lacquered door: 20-mm thick door made from an MDF panel with a gloss lacquered finish on a polyester base.

Raw open-pore lacquered door: 20-mm thick door made of wood particleboard with a low formaldehyde emission (class E1) oak veneered and edged with wood on 4 sides and lacquered.

Raw walnut door: 20-mm thick door made of wood particleboard with a low formaldehyde emission (class E1), walnut veneered and edged with wood on 4 sides and varnished with natural oil-based shades.

Raw oak door: 20-mm thick door made of wood particleboard with a low formaldehyde emission (class E1) oak veneered and edged with wood on 4 sides and varnished with natural oil-based shades.

Raw oak door: 20-mm thick door made of wood particleboard with a low formaldehyde emission (class E1) oak veneered and edged with wood on 4 sides and varnished with natural oil-based shades.

Satin lacquered glass door: 20-mm thick door constructed using an metal panel with a satin lacquered finish onto which a 4-mm thick satin glass panel is glued.

Gloss lacquered glass door: 20-mm thick door constructed using an metal panel with a satin lacquered finish onto which a 4-mm thick gloss glass panel is glued.

Gres door: 20-mm thick door constructed using an metal panel with a satin lacquered finish onto which a 3/4-mm thick Gres (stoneware) panel is glued.

F Porte Miltech : porte de 20 mm d'épaisseur, réalisée avec un panneau de particules à basse teneur en formaldéhyde (classe E1) revêtu d'un papier mélaminé.

Porte super matt : porte de 20 mm d'épaisseur, réalisée avec un panneau en MDF revêtu en stratifié super mat de 0,8 mm d'épaisseur, anti-empreintes, doux au toucher et résistant aux rayures.

Porte Leaf Metal : porte de 20 mm d'épaisseur, réalisée avec un panneau en MDF revêtu en PET 3 couches. La couche intermédiaire a une feuille d'aluminium micron. La couche supérieure assure une excellente résistance aux rayures.

Porte stratifiée : porte de 20 mm d'épaisseur, réalisée avec un panneau de particules à basse teneur en formaldéhyde (classe E1) revêtu sur les deux faces d'une feuille stratifiée et avec 4 chants en unicolor. Collage polyuréthane.

Porte en stratifié Fenix : porte de 20 mm d'épaisseur, réalisée avec un panneau de particules à basse teneur en formaldéhyde (classe E1) revêtu sur une face d'une feuille de stratifié Fenix et avec 4 chants en ABS. Collage polyuréthane.

Porte laquée satinée : porte de 20 mm d'épaisseur, réalisée avec un panneau en MDF laqué satiné sur support polyester.

Porte laquée brillante : porte de 20 mm d'épaisseur, réalisée avec un panneau en MDF laqué brillant sur support polyester.

Porte laquée raw à pores ouverts : porte de 20 mm d'épaisseur, réalisée avec un panneau de particules à basse teneur en formaldéhyde (classe E1) revêtu d'un placage chêne avec quatre chants en bois et laqué.

Porte en noyer raw : porte de 20 mm d'épaisseur, réalisée avec un panneau de particules à basse teneur en formaldéhyde (classe E1) revêtu d'un placage noyer raw avec quatre chants en bois et verni avec des teintes à base d'huiles naturelles.

Porte en chêne raw : porte de 20 mm d'épaisseur, réalisée avec un panneau de particules à basse teneur en formaldéhyde (classe E1) revêtu d'un placage chêne avec quatre chants en bois et verni avec des teintes à base d'huiles naturelles.

Porte en eucalyptus Raw : porte de 20 mm d'épaisseur, réalisée avec un panneau de particules à basse teneur en formaldéhyde (classe E1) revêtu d'un placage eucalyptus avec quatre chants en bois et verni avec des teintes à base d'huiles naturelles.

Porte en verre laqué satiné : porte de 20 mm d'épaisseur, réalisée avec un panneau de support en métal laqué satiné sur lequel on colle un verre satiné de 4 mm d'épaisseur.

Porte en verre laqué brillant : porte de 20 mm d'épaisseur, réalisée avec un panneau de support en métal laqué satiné sur lequel on colle un verre brillant de 4 mm d'épaisseur.

Porte en Gres : porte de 20 mm d'épaisseur, réalisée avec un panneau de support en métal laqué satiné sur lequel on colle un panneau en grès de 3/4 mm d'épaisseur.

E Puerta de Miltech: Puerta de 20 mm de grosor realizada con tablero de aglomerado de madera con baja emisión en formaldehído (clase E1) recubierto con papel impregnado de resinas melamínicas.

Puerta super matt: puerta de 20 mm de grosor realizada con tablero de MDF recubierto con laminado de 0,8 mm súper mate, antihuellas, suave al tacto y resistente al rayado.

Puerta leaf metal: puerta de 20 mm de grosor realizada con tablero de MDF recubierto con laminado PET 3 capas. La capa intermedia incluye una hoja micron de aluminio. La capa superior asegura la máxima resistencia al rayado.

Puerta de laminado: Puerta de 20 mm de grosor realizada con tablero de aglomerado de madera con baja emisión en formaldehído (clase E1), con dos caras recubiertas de laminado y canteado 4 lados con unicolor. Adhesivo poliuretánico.

Puerta de laminado Fenix: puerta de 20 mm de grosor realizada con tablero de aglomerado de madera con baja emisión en formaldehído (clase E1), una cara recubierta con hoja de laminado Fenix y canteado 4 lados con ABS. Adhesivo poliuretánico.

Puerta lacada satinada: Puerta de 20 mm de grosor realizada con tablero de MDF lacado satinado sobre sustrato de poliéster.

Puerta lacada brillante: Puerta de 20 mm de grosor realizada con tablero de MDF lacado brillante sobre sustrato de poliéster.

Puerta lacada raw a poro abierto: Puerta de 20 mm de grosor realizada con tablero de aglomerado de madera con baja emisión de formaldehído (clase E1) chapado en roble y canteado 4 lados en madera y lacado.

Puerta de nogal raw: Puerta de 20 mm de grosor realizada con tablero de aglomerado de madera con baja emisión en formaldehído (clase E1) chapado en nogal, canteado 4 lados en madera y barnizado a base de aceites naturales.

Puerta de roble raw: Puerta de 20 mm de grosor realizada con tablero de aglomerado de madera con baja emisión en formaldehído (clase E1) chapado en roble, canteado 4 lados en madera y barnizado a base de aceites naturales.

Puerta de eucalipto raw: puerta de 20 mm de grosor realizada con tablero de aglomerado de madera con baja emisión en formaldehído (clase E1) chapado en eucalipto, canteado 4 lados en madera y barnizado a base de aceites naturales.

Puerta de cristal lacado satinado: Puerta de 20 mm de grosor realizada con un sustrato de metal lacado mate donde se pega el cristal traslúcido de 4 mm de grosor.

Puerta de cristal lacado brillante: Puerta de 20 mm de grosor realizada con un sustrato de metal lacado satinado donde se pega el cristal traslúcido de 4 mm de grosor.

Puerta de gres: Puerta de 20 mm de grosor realizada con un sustrato de metal lacado satinado donde se pega un panel de gres de 3/4 mm de grosor.

D Tür in Miltech: Tür Stärke 20 mm, hergestellt aus einer Holzspanplatte mit niedriger Formaldehydabgabe (Klasse E1) mit Beschichtung aus melaminharzgetränktem Papier.

Tür supermatt: Tür Stärke 20 mm, hergestellt aus einer MDF-Platte mit Laminatbeschichtung 0,8 mm, supermatt, fingerabdruckresistent, berührungsfreundlich und kratzfest.

Tür Leaf metal: Tür Stärke 20 mm, hergestellt aus einer MDF-Platte mit dreischichtiger PET-Laminatbeschichtung. In der Mittelschicht befindet sich eine mikrofeine Aluminiumfolie. Die obere Schicht gewährleistet eine ausgezeichnete Kratzfestigkeit.

Tür in Laminat: Tür Stärke 20 mm, hergestellt aus einer Holzspanplatte mit niedriger Formaldehydabgabe (Klasse E1), beide Seiten mit Laminatbeschichtung und vier Seiten mit Kante Unicolor. Verleimung mit Polyurethan.

Tür in Laminat Fenix: Tür Stärke 20 mm, hergestellt aus einer Holzspanplatte mit niedriger Formaldehydabgabe (Klasse E1), 1 Seite mit Laminatbeschichtung Fenix und vier Seiten mit ABS-Kante. Verleimung mit Polyurethan.

Tür in Lack satiniert: Tür Stärke 20 mm, hergestellt aus einer MDF-Platte in Ausführung Lack satiniert auf Polyesterbasis.

Tür in Lack Hochglanz: Tür Stärke 20 mm, hergestellt aus einer MDF-Platte in Ausführung Lack Hochglanz auf Polyesterbasis.

Tür in offener Lackausführung Raw: Tür Stärke 20 mm, hergestellt aus einer Holzspanplatte mit niedriger Formaldehydabgabe (Klasse E1) mit Beschichtung in Eichenfurnier, alle vier Kanten aus Holz, mit Lackierung.

Tür in Nussbaum Raw: Tür Stärke 20 mm, hergestellt aus einer Holzspanplatte mit niedriger Formaldehydabgabe (Klasse E1) mit Beschichtung in Nussbaumfurnier, alle vier Kanten aus Holz, Lackierung mit Farben auf Naturölbasis.

Tür in Eiche Raw: Tür Stärke 20 mm, hergestellt aus einer Holzspanplatte mit niedriger Formaldehydabgabe (Klasse E1) mit Beschichtung in Eichenfurnier, alle vier Kanten aus Holz, Lackierung mit Farben auf Naturölbasis.

Tür in Eukalyptus Raw: Tür Stärke 20 mm, hergestellt aus einer Holzspanplatte mit niedriger Formaldehydabgabe (Klasse E1) mit Beschichtung in Eukalyptusfurnier, alle vier Kanten aus Holz, Lackierung mit Farben auf Naturölbasis.

Glastür satiniert lackiert: Tür Stärke 20 mm, hergestellt aus einer Trägerplatte aus Metall in Ausführung Lack satiniert, auf die eine satinierte Glasplatte St. 4 mm aufgeklebt wird.

Glastür Hochglanz lackiert: Tür Stärke 20 mm, hergestellt aus einer Trägerplatte aus Metall in Ausführung Lack satiniert, auf die eine glänzende Glasplatte St. 4 mm aufgeklebt wird.

Tür in Feinsteinzeug: Tür Stärke 20 mm, hergestellt aus einer Trägerplatte aus Metall in Ausführung Lack satiniert, auf die eine Platte aus Feinsteinzeug St. 3/4 mm aufgeklebt wird.



TOP

Accessori cassetti cestoni

Laminato "Young" bordo unicolor

"Young" laminate with Unicolor edge
Stratifié « Young » avec chant unicolor
Laminado "Young" con canto unicolor
Laminat "Young" mit Kante Unicolor

Laminato bordo unicolor

Laminate with Unicolor edge
Stratifié avec chant unicolor
Laminado con canto unicolor
Laminat mit Kante Unicolor

Fenix unicolor bordo unicolor

Fenix Unicolor with Unicolor edge
Fenix unicolor avec chant unicolor
Fenix unicolor con canto unicolor
Fenix Unicolor mit Kante Unicolor

Vetro

Glass
Verre
Cristal
Glas

Agglomerato "Light"

"Light" agglomerate
Composite "Light"
Conglomerado "Light"
Agglomerat "Light"

Agglomerato lucido

Gloss agglomerate
Composite brillant
Conglomerado brillante
Agglomerat Hochglanz

Agglomerato opaco

Matt agglomerate
Composite mat
Conglomerado mate
Agglomerat matt

Marmo, granito e pietra

Marble, granite and stone
Marbre, granit et pierre
Mármol, granito y piedra
Marmor, Granit und Stein

Gres

Corian

Acciaio inox

Stainless steel
Acier inox
Acero inox
Edelstahl

Penisole legno massello

Solid wood peninsula units
Plans-repas en bois massif
Penínsulas de madera maciza
Halbinsenelemente in Massivholz

Penisole legno antico

Antique wood peninsula units
Plans-repas en vieux bois
Penínsulas de madera envejecida
Halbinsenelemente in Antikholz

<p>Legenda Key Légende Leyenda Legende</p>	<p> Spessori disponibili Thicknesses available Épaisseurs disponibles Grosiores disponibles Lieferbare Stärken</p>	<p> Lunghezza massima Maximum length Longueur maximale Largo máximo Höchstlänge</p>
---	---	--

Piani laminato "Young" bordo unicolor

"Young" laminate tops with Unicolor edges

Plans de travail stratifiés "Young" avec chant Unicolor

Encimeras de laminado "Young" con canto unicolor

Abdeckplatten aus Laminat "Young" mit Kante Unicolor

 cm.2

 cm.420



bianco

601



beige

691



rovere carbone

681


Piani laminato bordo unicolor e unicolor bordo unicolor

Worktops in laminate with Unicolor edge and in Unicolor with Unicolor edge

Plans de travail en stratifié avec chant unicolor et unicolor avec chant unicolor

Encimeras de laminado con canto unicolor y unicolor con canto unicolor

Laminatplatten mit Kante Unicolor und Platten Unicolor mit Kante

 cm.1,2 / 2* / 3 FLY / 4 / 6

 cm.420



bianco

laminato **601**

unicolor **U01**




magnolia

laminato **692**



champagne

laminato **690**



oxford

laminato **614**

unicolor **U14**



beige

laminato **691**



grigio chiaro

laminato **620**

unicolor **U20**



agata grey

laminato **693**

693



cendre

laminato **665**

665

Piani laminato bordo unicolor e unicolor bordo unicolor

Worktops in laminate with Unicolor edge and in Unicolor with Unicolor edge
Plans de travail en stratifié avec chant unicolor et unicolor avec chant unicolor
Encimeras de laminado con canto unicolor y unicolor con canto unicolor
Laminatplatten mit Kante Unicolor und Platten Unicolor mit Kante

cm.1,2 / 2* / 3 FLY / 4 / 6

cm.420



graphite

laminato **621** unicolor **U21**

perla

laminato **694** unicolor **U94**

argilla

laminato **605** unicolor **U05**

grigio marna

laminato **606** unicolor **U06**

bronzo

laminato **669** unicolor **U69**


lava

laminato **668** unicolor **U68**

silver stone

laminato **657** unicolor **U57**

canapa stone

laminato **656** unicolor **U56**

grey stone

laminato **658** unicolor **U58**

cemento

laminato **684** unicolor **U84**

pietra piacentina

laminato **685** unicolor **U85**

pietra grigia

laminato **674** unicolor **U74**

black rock

laminato **675**

cesar brown

laminato **676** unicolor **U76**

rovere chiaro

laminato **630** unicolor **U30**

rovere bruges

laminato **680** unicolor **U80**

olmo frammato

laminato **679** unicolor **U79**

olmo

laminato **677** unicolor **U77**

pembroke

laminato **666**

rovere tabacco

laminato **634** unicolor **U34**

noce milano

laminato **624**

olmo brown

laminato **635** unicolor **U35**

rovere bruciato

laminato **682** unicolor **U82**

rovere carbone

laminato **681** unicolor **U81**

rovere tivoli

laminato **667**

rovere fumo raw

laminato **626**

eucalipto

laminato **609**

riace

laminato **610** unicolor **U10**

iron

laminato **611** unicolor **U11**


black dust

laminato **627**


smoke grey

laminato **617**

london grey

laminato **618**

sahara noir raw


laminato **623** unicolor **U23**

graphite raw

laminato **625** unicolor **U25**

Piani Fenix e Fenix unicolor

Fenix and Fenix Unicolor worktops
 Plans de travail en Fenix et Fenix unicolor
 Encimeras Fenix y Fenix unicolor
 Platten Fenix und Fenix Unicolor


 cm.1,2 / 2 / 3 FLY / 4 / 6

 cm.420



bianco kos

 opaco **640** unicolor **U40**



champagne

 opaco **642** unicolor **U42**


terra

 opaco **644** unicolor **U44**



atmosfera

 opaco **645** unicolor **U45**



nero

 opaco **646** unicolor **U46**


grigio efeso

 opaco **648** unicolor **U48**



arizona

 opaco **638** unicolor **U38**


grigio antrim

 opaco **639** unicolor **U39**


grigio bromo

 opaco **649** unicolor **U49**


cacao

 opaco **637** unicolor **U37**

Piani vetro temperato lucido o satinato

Satin or gloss tempered glass tops

Plans de travail en verre trempé brillant ou satiné

Encimeras de cristal templado brillante o traslúcido

Abdeckplatten aus Sicherheitsglas in Ausführung Hochglanz oder satiniert

vetro lucido / gloss glass / verre brillant / cristal brillante / Glas Hochglanz

vetro satinato / satin glass / verre satiné / cristal traslúcido / Glas satiniert

cm.1,2

cm.360



bianco

lucido **XBI**

satinato **WBB**



bianco snow

lucido **XBW**

satinato **WBS**



corda

lucido **XCO**

satinato **WCO**



fokus sale

lucido **XFS**

satinato **WFS**



sabbia amande

lucido **XSA**

satinato **WSA**



tortora

lucido **XTO**

satinato **WTO**



beige tornabuoni

lucido **XBV**

satinato **WBV**



ecru caramel

lucido **XEC**

satinato **WEC**



fokus rena

lucido **XFR**

satinato **WFR**



marrone noisette

lucido **XMN**

satinato **WMN**



fokus roccia

lucido **XFO**

satinato **WFO**



grigio steel

lucido **XGT**

satinato **WGT**



grigio smoke

lucido **XGS**

satinato **WGS**



grey calm

lucido **XFG**

satinato **WFG**



grigio cendre

lucido **XGE**

satinato **WGC**



fokus piombo

lucido **XFP**

satinato **WFP**



amber

lucido **XFA**

satinato **WFA**



dark depth

lucido **XFD**

satinato **WFD**



grigio bluestone

lucido **XGB**

satinato **WGB**



nero

lucido **XNE**

satinato **WNE**



rosso

lucido **XRO**

satinato **WRO**



rosso bordeaux

lucido **XBX**

satinato **WRB**

Piani agglomerato lucido serie "Light"

"Light" series gloss agglomerate tops
 Plans de travail en composite brillant série « Light »
 Encimeras de conglomerado brillante serie "Light"
 Abdeckplatten aus Agglomerat Hochglanz Serie "Light"

cm.1,2* / 2 / 2 Float

cm.300

* sp. cm.1,2 disponibile solo nella finitura bianco
 1.2 cm thick tops available in white finish only
 ép. 1,2 cm disponible uniquement finition Bianco
 esp. cm.1,2 disponible sólo con acabado blanco
 St. 1,2 cm nur in Ausführung Weiß lieferbar




bianco A29



grigio perla A48



tabacco A56



concrete A57

Piani agglomerato lucido

Gloss agglomerate tops
 Plans de travail en composite brillant
 Encimeras de conglomerado brillante
 Abdeckplatten aus Agglomerat Hochglanz

cm.1,2 / 2 / 2 Float / 3 FLY / 6

cm.300



bianco A32



nero A40

Piani agglomerato levigato opaco

Matt honed agglomerate tops
 Plans de travail en composite poli mat
 Encimeras de conglomerado lijado mate
 Abdeckplatten aus Agglomerat matt geschliffen

cm.1,2 / 2 / 2 Float / 3 FLY / 6

cm.300



bianco A30



grigio kensho TGK



grigio unsui TGU




amazon TAZ



tigris sand TAT



cygnus A53



cemento A52



altair A54

Piani marmo, granito e pietra

Marble, granite and stone tops

Plans de travail en marbre, granit et pierre

Encimeras de mármol, granito y piedra

Abdeckplatten aus Marmor, Granit und Stein

cm.2 / 2 Float / 3 FLY / 6

cm.220 / 240 / 280 / 300

finiture fascia A - category A finishes - finitions catégorie A - acabados categoría A - Ausführungen Preisklasse A

pietra piacentina fiammata cm.240

fiammato **TPF**


marmo bianco Carrara cm.280

opaco **MB1** raw **MD6**
lucido **MA2**

marmo royal grey cm.280

opaco **MC7** raw **MD9**

marmo grigio carnico cm.280

opaco **MC4**
lucido **MB6**

marmo graphite cm.280

opaco **MC2**
lucido **MB4**


marmo grigio imperiale cm.280

fiammato **PT3**

marmo emperador cm.280

opaco **MC3**
lucido **MB5**


granito nero Africa cm.300

opaco **MB2**
lucido **MA7**
fiammato **MA5**

granito nero assoluto cm.300

opaco **MA8** fiammato **MA1**
lucido **MA9** raw **MD3****finiture fascia B - category B finishes - finitions catégorie B - acabados categoría B - Ausführungen Preisklasse B**


marmo grigio carnico cm.280

raw **MD5**

marmo graphite cm.280

raw **MD2**

marmo emperador cm.280

raw **MD4**

granito nero Africa cm.300

raw **ME2**


marmo coffee brown cm.300

opaco **MC8** raw **ME1**
lucido **MB9**

granito black cosmic cm.300

opaco **MC6** raw **MD8**
lucido **MB8**

granito porfido cm.300

fiammato **PT1****finiture fascia C - category C finishes - finitions catégorie C - acabados categoría C - Ausführungen Preisklasse C**

marmo sahara noir cm.220

opaco **MC1** raw **MD1**
lucido **MB3**

granito blu sky cm.280

opaco **MC5** raw **MD7**
lucido **MB7**

granito amarula cm.300

opaco **ME4** raw **ME3**


Piani Gres

Gres tops
Plans de travail en Gres
Encimeras de Gres
Abdeckplatten aus Gres

cm.1 / 1,2 / 2 / 2 Float / 3 Fly / 6

cm.300 / 324

finiture fascia A - category A finishes - finitions catégorie A - acabados categoría A - Ausführungen Preisklasse A



nero **TFE**




fokos sale **TFS**



fokos rena **TFR**




fokos roccia **TFO**




fokos piombo **TFP**



pietra savoia perla **TFB**



pietra savoia grigia **TFH**



pietra savoia antracite **TFI**



emperador marrone **TFT**



emperador grigio **TFQ**



snow **TSW**



open space **TOS**




amande **TSA**



beige tornabuoni **TBV**



cendre **TGC**




bluestone **TGB**




road **TGR**



iron copper **TIC**



iron grey **TIK**



grey calm **TFG**




dark depth **TFD**



black metal **TSK**



nero greco **TIO**



city stone brown **TIP**



city stone pearl **TIQ**




vintage gris **TIR**



senda **TIS**



pietra piacentina fiammata **TIV**



sahara noir raw **TIX**



sahara noir **TIT**



noir desir **TIZ**




graphite raw **TIW**




gold brown **TIY**

Piani Gres

Gres tops
Plans de travail en Gres
Encimeras de Gres
Abdeckplatten aus Gres

 cm.1 / 2 / 2 Float / 3 Fly / 6

 cm.300 / 324

finiture fascia A - category A finishes - finitions catégorie A - acabados categoría A - Ausführungen Preisklasse A

effetto resina - resin effect - aspect résine - efecto resina - Kunstharzoptik



ivory

TFI

silver

TFU


plumb

TFV

amber

TFA

effetto calce - lime effect - aspect chaux - efecto cal - Kalkoptik

bianco snow
effetto calce**TTS**beige tornabuoni
effetto calce**TTV**grey calm
effetto calce**TTG**dark depth
effetto calce**TTD**

finiture fascia B - category B finishes - finitions catégorie B - acabados categoría B - Ausführungen Preisklasse B



bianco opaco

TFB

calacatta

TFC

stone grey

TIN

carrara

TIU

Piani Gres

Gres tops
Plans de travail en Gres
Encimeras de Gres
Abdeckplatten aus Gres

cm.1,2


cm.300 / 324

finiture fascia A - category A finishes - finitions catégorie A - acabados categoría A - Ausführungen Preisklasse A




fokos sale

TFS




fokos rena

TFR



fokos roccia

TFO




fokos piombo

TFP




pietra savoia perla

TFP




pietra savoia grigia

TFH




pietra savoia antracite

TFL




emperador marrone

TFT




emperador grigio

TFQ




grey calm

TFG




dark depth

TFD




black metal

TSK



nero greco

TIO




city stone brown

TIP




city stone pearl

TIQ



vintage gris

TIR




senda

TIS




pietra piacentina fiammata

TIV



sahara noir raw

TIX




sahara noir

TIT




noir desir

TIZ



graphite raw

TIW



gold brown

TIY

Piani Gres

Gres tops

Plans de travail en Gres

Encimeras de Gres

Abdeckplatten aus Gres

cm.1,2


cm.300 / 324

finiture fascia A - category A finishes - finitions catégorie A - acabados categoría A - Ausführungen Preisklasse A


effetto resina - resin effect - aspect résine - efecto resina - Kunstharzoptik




ivory

TFI

silver

TFU



plumb

TFV

amber

TFA

effetto calce - lime effect - aspect chaux - efecto cal - Kalkoptik

bianco snow
effetto calce**TTS**grey calm
effetto calce**TTG**dark depth
effetto calce**TTD**


finiture fascia B - category B finishes - finitions catégorie B - acabados categoría B - Ausführungen Preisklasse B



bianco opaco

TFB

calacatta

TFC

stone grey


TIN

carrara

TIU

Piani Corian

Corian tops
Plans de travail en Corian
Encimeras de Corian
Abdeckplatten aus Corian

 cm.1,2 / 2 Float / 2,3 / 3 FLY / 4 / 6

 cm.420


bianco glacier white

CN1



corda cameo white

CN2




grigio pearl grey

CN3

Piani acciaio inox satinato

Satin stainless steel tops
Plans de travail en acier inox satiné
Encimeras de acero inox. satinado
Abdeckplatten aus satiniertem Edelstahl

 cm.0,4 / 1,2 / 2 / 3 FLY / 4 / 6

 cm.420*


acciaio satinato

F05


PENISOLE LEGNO

WOOD PENINSULA UNITS / PLANS-REPAS EN BOIS / PENÍNSULAS DE MADERA / HALBINSELEMENTE IN HOLZ

Penisole legno massello

Solid wood peninsula units
Plans-repas en bois massif
Penínsulas de madera maciza
Halbinselemente in Massivholz

 cm.8

 cm.300


grigio sabbiato

TLT

Penisole legno antico

Antique wood peninsula units
Plans-repas en vieux bois
Penínsulas de madera envejecida
Halbinselemente in Antikholz

 cm.6

 cm.300


quercia

TLV



larice

TLY



abete nero

TLZ

I colori e le essenze sono indicativi.

Colours and wood finishes are purely indicative. / Les coloris et les essences sont fournis à titre indicatif. / Los colores y las maderas son indicativos. / Die Farb- und Holzausführungen sind rein hinweisend.

Accessori in gres Modulnova

Accessori in gres Modulnova

Accessori in gres Modulnova

Accessori in gres Modulnova

Accessori in gres Modulnova

