



Programma LIGHT

Milltech

Super matt

Leaf metal

Laminato

Laminate
Stratifié
Laminado
Laminat

Fenix

Laccato satinato

Satin lacquer
Laqué satiné
Lacado satinado
Lack satiniert

Laccato lucido

Gloss lacquer
Laqué brillant
Lacado brillante
Lack Hochglanz

Laccato raw poro aperto

Raw open-pore lacquer
Laqué raw à pores ouverts
Lacado raw a poro abierto
Offenporige Lackausführung Raw

Rovere raw

Raw oak
Chêne raw
Roble raw
Eiche Raw

Noce raw

Raw walnut
Noyer raw
Nogal raw
Nussbaum Raw

Eucalipto raw

Raw Eucalyptus
Eucalyptus Raw
Eucalipto raw
Eukalyptus Raw

Legni custom

Custom wood
Bois Custom
Maderas Custom
Holz Custom

Vetro laccato satinato

Satin lacquered glass
Verre laqué satiné
Cristal lacado satinado
Glas satiniert lackiert

Vetro laccato lucido























Gloss lacquered glass
Verre laqué brillant
Cristal lacado brillante
Glas Hochglanz lackiert

Gres

MODULNOVA

milltech


opaco - matt - mat - mate - matt

						
opaco	bianco D01	magnolia D92	champagne D90	cachemire D94	beige D91	agata grey D93
						
opaco	grigio cendre D95	perla D96	argilla D80	grigio marna D81	bronzo D97	lava D98
						
opaco	rovere bruges* DVB	pembroke* D99	noce milano* DNM	eucalipto* D89	rovere carbone* DVC	rovere tivoli* DRT
						
opaco	rovere fumo raw* DRF	riace D83	iron D84	black dust* D86	bronze ref* D60	metal ref* D61
						
opaco	sahara noir raw D87	graphite raw D88				

* Finiture con senso vena - Finishes with direction of grain - Finitions avec sens des veinures - Acabados con dirección de la veta - Ausführungen mit Verlauf der Maserung

super matt

opaco - matt - mat - mate - matt

				
opaco	warm grey D70	smoke grey D71	london grey D72	black grey D73

leaf metal









































opaco - matt - mat - mate - matt

			
opaco	cool grey* F20	dark brown* F21	ivory* F22

* Finiture con senso vena - Finishes with direction of grain - Finitions avec sens des veinures - Acabados con dirección de la veta - Ausführungen mit Verlauf der Maserung

laminato - laminate - stratifié - laminado - Laminat

opaco - matt - mat - mate - matt

						
opaco	bianco 601	magnolia 692	champagne 690	oxford 614	beige 691	grigio chiaro 620
						
opaco	agata grey 693	cendre 665	grafite 621	perla 694	argilla 605	grigio marna 606
						
opaco	bronzo 669	lava 668	silver stone 657	canapa stone 656	grey stone 658	cemento 684
						
opaco	pietra piacentina 685	pietra grigia 674	black rock 675	cesar brown 676	rovere chiaro* 630	rovere bruges* 680
						
opaco	olmo fiammato* 679	olmo* 677	pembroke* 666	rovere tabacco* 634	noce milano* 624	olmo brown* 635
						
opaco	rovere bruciato* 682	rovere carbone* 681	rovere tivoli* 667	rovere fumo raw* 626	eucalipto* 609	riace 610
						
opaco	iron 611	black dust* 627	sahara noir raw 623	graphite raw 625	* Finiture con senso vena Finishes with direction of grain Finitions avec sens des veinures Acabados con dirección de la veta Ausführungen mit Verlauf der Maserung	

fenix

opaco - matt - mat - mate - matt

						
opaco	bianco kos 640	champagne 642	terra 644	atmosfera 645	nero 646	grigio efeso 648
						
opaco	arizona 638	grigio antrim 639	grigio bromo 649	cacao 637		

LIGHT

























laccato - lacquered - laqué - lacado - Lackausführung

satinato: satin - satiné - mate - Satiniert / lucido: gloss - brillant - brillante - Hochglanz / raw poro aperto: raw open-pore - raw pores ouverts - raw a poro abierto - Ausführung "raw" offenporig

satinato lucido						
	bianco SBI LBI	bianco snow SBW LBW	corda SCO LCO	fokus sale SFS LFS	sabbia amande SAS LSA	tortora STO LTO
satinato lucido						
	vapore SVP LVP	beige tornabuoni SBV LBV	conchiglia SCN LCN	ecru caramel SEC LEC	fokus rena SFR LFR	melanzana SME LME
satinato lucido						
	atmosfera SAT LAT	marrone noisette SMN LMN	fokus roccia SFO LFO	terra amazon STA LTA	nuvola SNU LNU	grigio steel SGT LGT
satinato lucido						
	grigio perla SGR LGR	ghiaccio SGH LGH	grigio smoke SGS LGS	grigio pietra chiara SGP LPG	grey calm SFG LFG	grigio cendre SGC LGE
satinato lucido						
	fokus piombo SFP LFP	amber SFA LFA	dark depth SFD LFD	grigio bluestone SGB LGB	nero SNE LNE	panna SPA LPA
satinato lucido						
	orzo SGO LGO	oca SOC LOC	peperone SPG LGP	mandarino SMA LMA	rosso SRO LRO	mattone SGM LGM
satinato lucido						
	bordeaux SRB LBX	prugna SPR LPR	verde fieno SVF LVF	verde oliva SVL LVL	verde lime SVE LVE	azzurro SAZ LAZ
satinato lucido						
	verde balsamo SVB LVB	blu notte SBN LBN	blu scuro SSB LBS	nero greco SFN LFN	royal grey SFB LFB	stone grey SFH LFH
satinato lucido						
	colore a campione S99 L99					

laccato raw poro aperto - raw open-pore lacquer - laqué raw à pores ouverts - lacado raw a poro abierto - Offenporige Lackausführung Raw

poro aperto - open-pore - pores ouverts - poro abierto - offenporig

poro aperto	 bianco RBI	 bianco snow RBW	 corda RCO	 fokos sale RFS	 sabbia amande RSA	 tortora RTO
poro aperto	 vapore RVP	 beige tornabuoni RBV	 conchiglia RCN	 ecru caramel REC	 fokos rena RFR	 melanzana RME
poro aperto	 atmosfera RAT	 marrone noisettes RMN	 fokos roccia RFO	 terra amazzon RTZ	 nuvola RNU	 grigio steel RGT
poro aperto	 ghiaccio RGH	 grigio smoke RGS	 grigio pietra chiara RPC	 grey calm RFG	 grigio cendre RGE	 fokos piombo RFP
poro aperto	 amber RFA	 dark depth RFD	 grigio bluestone RGB	 nero RNE	 nero greco RFN	 royal grey RFB
poro aperto	 stone grey RFH	 colore a campione R99				

rovere raw - raw oak - chêne raw - roble raw - Eiche Raw


 rovere carbone RD1	 rovere fumo RD7	 rovere cuoio RD3	 rovere ossidato RD5	 rovere cenere RD4	 rovere puro RD6
 rovere caffè RD8	 rovere brown R01	 rovere cortina R06			

LIGHT

NOCE raw - raw walnut - noyer raw - nogal raw - Nussbaum Raw




noce cuoio
ND3




noce cenere
ND4



noce sbiancato
ND1



noce naturale
ND2




noce ossidato
ND5



noce classic
ND6




noce milano
N03



noce grigio
N04

eucalipto raw - raw eucalyptus - eucalyptus raw - eucalipto raw - Eukalyptus Raw




eucalipto brera
ED1

vetro laccato - lacquered glass - verre laqué - cristal lacado - Glas lackiert


satinato - satin - satiné - satinado - satiniert / lucido - gloss - brillant - brillante - Hochglanz




bianco
WBB
BI



bianco snow
WBS
BW



corda
WCO
CO



fokus sale
WFS
KS



sabbia amande
WSA
SA



tortora
WTO
XO


satinato
lucido




beige tornabuoni
WBV
BV




ecru caramel
WEC
EC



fokus rena
WFR
RR



marrone noisette
WMN
MN



fokus roccia
WFO
RO




grigio steel
WGT
ET


satinato
lucido




grigio smoke
WGS
ES




grey calm
WFG
CG




grigio cendre
WGC
CE



fokus piombo
WFP
RP



amber
WFA
RA




dark depth
WFD
RD

satinato
lucido



grigio bluestone
WGB
BB



nero
WNE
NE



rosso
WRO
RO



rosso bordeaux
WRB
BX

satinato
lucido

gres




nero opaco

TFE



fokus sale

TFS



fokus rena

TFR



fokus roccia

TFO



fokus piombo

TFP



pietra savoia perla

TFF




pietra savoia grigia

TFH



nero greco

TIO



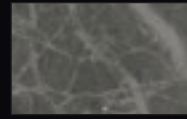
pietra savoia antracite

TFL




emperador marrone

TFT




emperador grigio

TFQ




snow

TSW




open space

TOS



amande

TSA



beige tornabuoni

TBV




cendre

TGC



bluestone

TGB



road

TGR




iron copper

TIC




iron grey

TIK




noir desir

TIZ




bianco snow eff. calce

TTS




beige tornabuoni eff. calce

TTV



grey calm eff. calce


TTG



dark depth eff. calce

TTD

legni custom - custom wood - bois custom - maderas Custom - Holz Custom



legni custom

TLC

Personalizzazione anta su campione fornito dal cliente
 Door customised in compliance with customer's sample
 Personnalisation de la porte sur échantillon fourni par le client
 Personalización de puerta a partir de muestra entregada por el cliente
 Individuelle Gestaltung der Tür laut Muster des Kunden

LIGHT

maniglia inclusa nel prezzo (solo per basi e colonne) handle included in the price (for base and tall units only) - poignée incluse dans le prix (uniquement pour éléments bas et colonnes) - tirador incluido en el precio (sólo para muebles bajos y columnas) - Griff im Preis enthalten (nur für Unterschränke und Hochschränke)



Acciaio satinato
Satin steel
Acier satiné
Acero satinado
Satiniertes Stahl



Canna di fucile
Gun barrel grey
Canon de fusil
Asfalto metalizado
Gunmetal Grau

finitura scocca


carcasses - finition caisson - acabado estructura - Korpusinnenseite




grigio texture

finitura scocca con supplemento di prezzo


carcasses available with a surcharge - finition caisson avec supplément - acabado estructura con recargo - Korpusinnenseite mit Preiszuschlag



lava



eucalipto



riace

I Anta Milltech: anta spessore 20 mm. realizzata con pannello di particelle di legno a bassa emissione di formaldeide (classe E1) rivestito con carta melaminica.

Anta super matt: anta spessore 20 mm. realizzata con pannello mdf rivestito con laminato da 0,8 mm. super opaco, antimpronta, morbido al tatto e resistente al graffio.

Anta leaf metal: anta spessore 20 mm. realizzata con pannello mdf rivestito con laminato in PET 3 strati. Nello strato intermedio è presente una foglia micron di alluminio. Lo strato superiore garantisce una ottima resistenza al graffio.

Anta laminato: Anta spessore 20 mm. realizzata con pannello di particelle di legno a bassa emissione di formaldeide (classe E1) rivestito su due lati con foglio laminato e bordato 4 lati con bordo unicolor. Incollaggio poliuretano.

Anta laminato Enix: anta spessore 20 mm. realizzata con pannello di particelle di legno a bassa emissione di formaldeide (classe E1) rivestito su un lato con foglio laminato Fenix e bordato 4 lati con bordo ABS. Incollaggio poliuretano.

Anta laccato satinato: anta spessore 20 mm. realizzata con pannello mdf laccato satinato su fondo poliestere.

Anta laccato lucido: anta spessore 20 mm. realizzata con pannello mdf laccato lucido su fondo poliestere.

Anta laccato raw poro aperto: anta spessore 20 mm. realizzata con pannello di particelle di legno a bassa emissione di formaldeide (classe E1) rivestito con piallaccio di rovere, bordato legno su quattro lati e laccato.

Anta noce raw: anta spessore 20 mm. realizzata con pannello di particelle di legno a bassa emissione di formaldeide (classe E1) rivestito con piallaccio di noce, bordato legno su quattro lati e verniciato con tinte a base di oli naturali.

Anta rovere raw: anta spessore 20 mm. realizzata con pannello di particelle di legno a bassa emissione di formaldeide (classe E1) rivestito con piallaccio di rovere, bordato legno su quattro lati e verniciato con tinte a base di oli naturali.

Anta eucalipto raw: anta spessore 20 mm. realizzata con pannello di particelle di legno a bassa emissione di formaldeide (classe E1) rivestito con piallaccio di eucalipto, bordato legno su quattro lati e verniciato con tinte a base di oli naturali.

Anta legni custom: anta spessore 20 mm. realizzata con pannello di particelle di legno a bassa emissione di formaldeide (classe E1) rivestito con foglia di legno.

Anta vetro laccato satinato: anta spessore 20 mm. realizzata con pannello di supporto in metallo laccato satinato sul quale viene incollato un vetro satinato sp.4 mm.

Anta vetro laccato lucido: anta spessore 20 mm. realizzata con pannello di supporto in metallo laccato satinato sul quale viene incollato un vetro lucido sp.4 mm.

Anta Gres: anta spessore 20 mm. realizzata con pannello di supporto in metallo laccato satinato sul quale viene incollato un pannello in gres sp.3/4 mm.

GB Milltech door: 20-mm thick door made of wood particleboard with a low formaldehyde emission (class E1) faced with melamine paper.

Super matt door: 20 mm thick door made from an MDF panel faced with 0.8 mm thick, super matt, fingerprint proof laminate that is soft to the touch and scratch resistant.

Metal leaf door: 20 mm thick door made from an MDF panel faced with 3 layers of PET laminate. The middle layer contains a micron sheet of aluminium. The top layer ensures excellent scratch resistance.

Laminate door: 20-mm thick door made of wood particleboard with a low formaldehyde emission (class E1) faced on both sides with sheets of laminate and edged on 4 sides with Unicolor. Polyurethane glue.

Fenix laminate door: 20-mm thick door made of wood particleboard with a low formaldehyde emission (class E1), faced on one side with a sheet of Fenix laminate and edged on 4 sides with ABS. Polyurethane glue.

Satin lacquer ed door: 20-mm thick door made from an MDF panel with a satin lacquered finish on a polyester base.

Gloss lacquer ed door: 20-mm thick door made from an MDF panel with a gloss lacquered finish on a polyester base.

Raw open-pore lacquered door: 20-mm thick door made of wood particleboard with a low formaldehyde emission (class E1) oak veneered and edged with wood on 4 sides and lacquered.

Raw walnut door: 20-mm thick door made of wood particleboard with a low formaldehyde emission (class E1), walnut veneered and edged with wood on 4 sides and varnished with natural oil-based shades.

Raw oak door: 20-mm thick door made of wood particleboard with a low formaldehyde emission (class E1) oak veneered and edged with wood on 4 sides and varnished with natural oil-based shades.

Raw Eucalypt us door: 20 mm thick door made of wood particleboard with a low formaldehyde emission (class E1), eucalyptus veneered and edged with wood on 4 sides and varnished with natural, oil-based shades.

Custom wood door: 20-mm thick door made of wood particleboard with a low formaldehyde emission (class E1) veneered with sheets of wood veneer.

Satin lacquer ed glass door: 20-mm thick door constructed using a metal panel with a satin lacquered finish onto which a 4-mm thick satin glass panel is glued.

Gloss lacquer ed glass door: 20-mm thick door constructed using a metal panel with a satin lacquered finish onto which a 4-mm thick gloss glass panel is glued.

Gres door: 20-mm thick door constructed using a metal panel with a satin lacquered finish onto which a 3/4-mm thick Gres (stoneware) panel is glued.

F Br te Milltech : porte de 20 mm d'épaisseur, réalisée avec un panneau de particules à basse teneur en formaldéhyde (classe E1) revêtu d'un papier mélaminé.

Porte super matt : porte de 20 mm d'épaisseur, réalisée avec un panneau en MDF revêtu en stratifié super mat de 0,8 mm d'épaisseur, anti-empreintes, doux au toucher et résistant aux rayures.

Porte Leaf Metal : porte de 20 mm d'épaisseur, réalisée avec un panneau en MDF revêtu en PET 3 couches. La couche intermédiaire a une feuille d'aluminium micron. La couche supérieure assure une excellente résistance aux rayures.

Br te stratifié : porte de 20 mm d'épaisseur, réalisée avec un panneau de particules à basse teneur en formaldéhyde (classe E1) revêtu sur les deux faces d'une feuille stratifiée et avec 4 chants en unicolor. Collage polyuréthane.

Porte en stratifié Fenix : porte de 20 mm d'épaisseur, réalisée avec un panneau de particules à basse teneur en formaldéhyde (classe E1) revêtu sur une face d'une feuille de stratifié Fenix et avec 4 chants en ABS. Collage polyuréthane.

Porte laquée satinée : porte de 20 mm d'épaisseur, réalisée avec un panneau en MDF laqué satiné sur support polyester.

Br te laqué brillante : porte de 20 mm d'épaisseur, réalisée avec un panneau en MDF laqué brillant sur support polyester.

Porte laquée raw à pores ouverts : porte de 20 mm d'épaisseur, réalisée avec un panneau de particules à basse teneur en formaldéhyde (classe E1) revêtu d'un placage chêne avec quatre chants en bois et laqué.

Porte en noyer raw : porte de 20 mm d'épaisseur, réalisée avec un panneau de particules à basse teneur en formaldéhyde (classe E1) revêtu d'un placage noyer raw avec quatre chants en bois et verni avec des teintures à base d'huiles naturelles.

Porte en chêne raw : porte de 20 mm d'épaisseur, réalisée avec un panneau de particules à basse teneur en formaldéhyde (classe E1) revêtu d'un placage chêne avec quatre chants en bois et verni avec des teintures à base d'huiles naturelles.

Br te en eucalypt us Raw : porte de 20 mm d'épaisseur, réalisée avec un panneau de particules à basse teneur en formaldéhyde (classe E1) revêtu d'un placage eucalyptus avec quatre chants en bois et verni avec des teintures à base d'huiles naturelles.

Bois Custom : porte de 20 mm d'épaisseur, réalisée avec un panneau de particules à basse teneur en formaldéhyde (classe E1) revêtu d'une feuille de bois.

Porte en verre laqué satiné : porte de 20 mm d'épaisseur, réalisée avec un panneau de support en métal laqué satiné sur lequel on colle un verre satiné de 4 mm d'épaisseur.

Br te en verre laqué brillant : porte de 20 mm d'épaisseur, réalisée avec un panneau de support en métal laqué satiné sur lequel on colle un verre brillant de 4 mm d'épaisseur.

Br te en Gres : porte de 20 mm d'épaisseur, réalisée avec un panneau de support en métal laqué satiné sur lequel on colle un panneau en grès de 3/4 mm d'épaisseur.

E Puerta de Milltech: Puerta de 20 mm de grosor realizada con tablero de aglomerado de madera con baja emisión en formaldehído (clase E1) recubierto con papel impregnado de resinas melamínicas.

Ber ta super matt: puerta de 20 mm de grosor realizada con tablero de MDF recubierto con laminado de 0,8 mm súper mate, antihuellas, suave al tacto y resistente al rayado.

Ber ta leaf metal: puerta de 20 mm de grosor realizada con tablero de MDF recubierto con laminado PET 3 capas. La capa intermedia incluye una hoja micron de aluminio. La capa superior asegura la máxima resistencia al rayado.

Ber ta de laminado: Puerta de 20 mm de grosor realizada con tablero de aglomerado de madera con baja emisión en formaldehído (clase E1), con dos caras recubiertas de laminado y canteado 4 lados con unicolor. Adhesivo poliuretánico.

Puerta de laminado Fenix: puerta de 20 mm de grosor realizada con tablero de aglomerado de madera con baja emisión en formaldehído (clase E1), una cara recubierta con hoja de laminado Fenix y canteado 4 lados con ABS. Adhesivo poliuretánico.

Puerta lacada satinada: Puerta de 20 mm de grosor realizada con tablero de MDF lacado satinado sobre sustrato de poliéster.

Puerta lacada brillante: Puerta de 20 mm de grosor realizada con tablero de MDF lacado brillante sobre sustrato de poliéster.

Puerta lacada raw a poro abierto: Puerta de 20 mm de grosor realizada con tablero de aglomerado de madera con baja emisión de formaldehído (clase E1) chapado en roble y canteado 4 lados en madera y lacado.

Ber ta de nogal raw: Puerta de 20 mm de grosor realizada con tablero de aglomerado de madera con baja emisión en formaldehído (clase E1) chapado en nogal, canteado 4 lados en madera y barnizado a base de aceites naturales.

Ber ta de roble raw: Puerta de 20 mm de grosor realizada con tablero de aglomerado de madera con baja emisión en formaldehído (clase E1) chapado en roble, canteado 4 lados en madera y barnizado a base de aceites naturales.

Puerta de eucalipto raw: puerta de 20 mm de grosor realizada con tablero de aglomerado de madera con baja emisión en formaldehído (clase E1) chapado en eucalipto, canteado 4 lados en madera y barnizado a base de aceites naturales.

Maderas Custom/en paquet e: puerta de 20 mm de grosor realizada con tablero de aglomerado de madera con baja emisión en formaldehído (clase E1).

Puerta de cristal lacado satinado: Puerta de 20 mm de grosor realizada con un sustrato de metal lacado mate donde se pega el cristal traslúcido de 4 mm de grosor.

Puerta de cristal lacado brillante: Puerta de 20 mm de grosor realizada con un sustrato de metal lacado satinado donde se pega el cristal traslúcido de 4 mm de grosor.

Ber ta de gres: Puerta de 20 mm de grosor realizada con un sustrato de metal lacado satinado donde se pega un panel de gres de 3/4 mm de grosor.

D T in Milltech: Tür Stärke 20 mm, hergestellt aus einer Holzspanplatte mit niedriger Formaldehydabgabe (Klasse E1) mit Beschichtung aus melaminharzgetränktem Papier.

Tür supermatt: Tür Stärke 20 mm, hergestellt aus einer MDF-Platte mit Laminatbeschichtung 0,8 mm, supermatt, fingerabdruckresistent, berührungsfreundlich und kratzfest.

Tür Leaf metal: Tür Stärke 20 mm, hergestellt aus einer MDF-Platte mit dreischichtiger PET-Laminatbeschichtung. In der Mittelschicht befindet sich eine mikrofeine Aluminiumfolie. Die obere Schicht gewährleistet eine ausgezeichnete Kratzfestigkeit.

T in lam inat: Tür Stärke 20 mm, hergestellt aus einer Holzspanplatte mit niedriger Formaldehydabgabe (Klasse E1), beide Seiten mit Laminatbeschichtung und vier Seiten mit Kante Unicolor. Verleimung mit Polyurethan.

Tür in Laminat Fenix: Tür Stärke 20 mm, hergestellt aus einer Holzspanplatte mit niedriger Formaldehydabgabe (Klasse E1), 1 Seite mit Laminatbeschichtung Fenix und vier Seiten mit ABS-Kante. Verleimung mit Polyurethan.

Tür in Lack satiniert: Tür Stärke 20 mm, hergestellt aus einer MDF-Platte in Ausführung Lack satiniert auf Polyesterbasis.

T in lac k Hochglanz Tür Stärke 20 mm, hergestellt aus einer MDF-Platte in Ausführung Lack Hochglanz auf Polyesterbasis.

Tür in offenporiger Lackausführung Raw: Tür Stärke 20 mm, hergestellt aus einer Holzspanplatte mit niedriger Formaldehydabgabe (Klasse E1) mit Beschichtung in Eichenfurnier, alle vier Kanten aus Holz, mit Lackierung.

Tür in Nussbaum Raw: Tür Stärke 20 mm, hergestellt aus einer Holzspanplatte mit niedriger Formaldehydabgabe (Klasse E1) mit Beschichtung in Nussbaumfurnier, alle vier Kanten aus Holz, Lackierung mit Farben auf Naturölbasis.

Tür in Eiche Raw: Tür Stärke 20 mm, hergestellt aus einer Holzspanplatte mit niedriger Formaldehydabgabe (Klasse E1) mit Beschichtung in Eichenfurnier, alle vier Kanten aus Holz, Lackierung mit Farben auf Naturölbasis.

Tür in Eukalyptus Raw: Tür Stärke 20 mm, hergestellt aus einer Holzspanplatte mit niedriger Formaldehydabgabe (Klasse E1) mit Beschichtung in Eukalyptusfurnier, alle vier Kanten aus Holz, Lackierung mit Farben auf Naturölbasis.

Tür in Holz Custom: Tür Stärke 20 mm, hergestellt aus einer Holzspanplatte mit niedriger Formaldehydabgabe (Klasse E1).

Glastür satiniert lackiert: Tür Stärke 20 mm, hergestellt aus einer Trägerplatte aus Metall in Ausführung Lack satiniert, auf die eine satinierte Glasplatte St. 4 mm aufgeklebt wird.

ost ü Hochglanz lacler t: Tür Stärke 20 mm, hergestellt aus einer Trägerplatte aus Metall in Ausführung Lack satiniert, auf die eine glänzende Glasplatte St. 4 mm aufgeklebt wird.

Tür in Feinsteinzeug: Tür Stärke 20 mm, hergestellt aus einer Trägerplatte aus Metall in Ausführung Lack satiniert, auf die eine Platte aus Feinsteinzeug St. 3/4 mm aufgeklebt wird.

TOP

Accessori Elementi comuni

Laminato bordo unicolor e unicolor bordo unicolor

Laminate with Unicolor edge and Unicolor with Unicolor edge
Stratifié avec chant unicolor et unicolor avec chant unicolor
Laminado con canto unicolor y unicolor con canto unicolor
Laminat mit Kante Unicolor und Unicolor mit Kante Unicolor

Fenix bordo unicolor

Fenix with Unicolor edge
Fenix avec chant unicolor
Fenix con canto unicolor
Fenix mit Kante Unicolor

Vetro

Glass - Verre - Cristal - Glas

Agglomerato "Light"

"Light" agglomerate - Composite "Light"
Conglomerado "Light" - Agglomerat "Light"

Agglomerato lucido

Gloss agglomerate - Composite brillant
Conglomerado brillante
Agglomerat Hochglanz

Agglomerato opaco

Matt agglomerate - Composite mat
Conglomerado mate - Agglomerat matt

Marmo, granito e pietra

Marble, granite and stone
Marbre, granit et pierre
Mármol, granito y piedra
Marmor, Granit und Stein

Gres

Laccato raw poro aperto

Raw open-pore lacquer
Laqué raw à pores ouverts
Lacado raw a poro abierto
Offenporige Lackausführung Raw

Rovere raw

Raw oak - Chêne raw
Roble raw - Eiche Ausführung raw

Noce raw

Raw walnut - Noyer raw
Nogal raw - Nussbaum Raw

Eucalipto raw

Raw Eucalyptus - Eucalyptus Raw
Eucalipto raw - Eukalyptus Raw

Legni custom

Custom/grain matched wood
Bois Custom veines même aspect
Maderas Custom/en paquete
Holz Custom/mit gleichf. Maserung

Legno antico

Antique wood - Vieux bois
Madera envejecida - Antikholz

Corian - Geacril

Tecnoril

Piani laminato bordo unicolor e unicolor bordo unicolor

Worktops in laminate with Unicolor edge and in Unicolor with Unicolor edge
Plans de travail en stratifié avec chant unicolor et unicolor avec chant unicolor
Encimeras de laminado con canto unicolor y unicolor con canto unicolor
Laminatplatten mit Kante Unicolor und Platten Unicolor mit Kante




bianco
laminato **601** unicolor **U01**



magnolia
laminato **692**



champagne
laminato **690**



oxford
laminato **614** unicolor **U14**



beige
laminato **691**



grigio chiaro
laminato **620** unicolor **U20**



agata grey **693**
laminato **693**



cendre **665**
laminato **665**



graphite
laminato **621** unicolor **U21**



perla
laminato **694** unicolor **U94**



argilla
laminato **605** unicolor **U05**



grigio marna
laminato **606** unicolor **U06**



bronzo
laminato **669** unicolor **U69**



lava
laminato **668** unicolor **U68**



silver stone
laminato **657** unicolor **U57**



canapa stone
laminato **666** unicolor **U66**



grey stone
laminato **658** unicolor **U58**



cemento
laminato **684** unicolor **U84**




pietra piacentina
laminato **685** unicolor **U85**



pietra grigia
laminato **674** unicolor **U74**



black rock
laminato **675**



cesar brown
laminato **676** unicolor **U76**



rovere chiaro
laminato **630** unicolor **U30**



rovere bruges
laminato **680** unicolor **U80**



olmo fiammato
laminato **679** unicolor **U79**



olmo
laminato **677** unicolor **U77**



pembroke
laminato **666**



rovere tabacco
laminato **634** unicolor **U34**



noce milano
laminato **624**



olmo brown
laminato **635** unicolor **U35**



rovere bruciato
laminato **682** unicolor **U82**



rovere carbone
laminato **681** unicolor **U81**

Piani laminato bordo unicolor e unicolor bordo unicolor

Worktops in laminate with Unicolor edge and in Unicolor with Unicolor edge
Plans de travail en stratifié avec chant unicolor et unicolor avec chant unicolor
Encimeras de laminado con canto unicolor y unicolor con canto unicolor
Laminatplatten mit Kante Unicolor und Platten Unicolor mit Kante



rovere tivoli
laminato **667**



rovere fumo raw
laminato **626**



eucalipto
laminato **609**



riace
laminato **610** unicolor **U10**



iron
laminato **611** unicolor **U11**



black dust
laminato **627**



smoke grey
laminato **617**



london grey
laminato **618**



sahara noir raw
laminato **623** unicolor **U23**



graphite raw
laminato **625** unicolor **U25**

Piani Fenix e Fenix unicolor

Fenix and Fenix Unicolor worktops
Plans de travail en Fenix et Fenix unicolor
Encimeras Fenix y Fenix unicolor
Platten Fenix und Fenix Unicolor




bianco kos
opaco **640** unicolor **U40**



champagne
opaco **642** unicolor **U42**



terra
opaco **644** unicolor **U44**



atmosfera
opaco **645** unicolor **U45**



nero
opaco **646** unicolor **U46**



grigio efeso
opaco **648** unicolor **U48**



arizona
opaco **638** unicolor **U38**



grigio antrim
opaco **639** unicolor **U39**



grigio bromo
opaco **649** unicolor **U49**



cacao
opaco **637** unicolor **U37**

Piani vetro temperato lucido o satinato

Satin or gloss tempered glass tops

Plans de travail en verre trempé brillant ou satiné

Encimeras de cristal templado brillante o traslúcido

Abdeckplatten aus Sicherheitsglas in Ausführung Hochglanz oder satiniert

vetro lucido / gloss glass / verre brillant / cristal brillante / Glas Hochglanz

vetro satinato / satin glass / verre satiné / cristal traslúcido / Glas satiniert



bianco

lucido **BI**

satinato **WBB**



bianco snow

lucido **BW**

satinato **WBS**



corda

lucido **BO**

satinato **WCO**



fokus sale

lucido **KS**

satinato **WFS**



sabbia amande

lucido **SA**

satinato **WSA**



tortora

lucido **XO**

satinato **WTO**



beige tornabuoni

lucido **BV**

satinato **WBV**



ecru caramel

lucido **EC**

satinato **WEC**



fokus rena

lucido **RR**

satinato **WFR**



marrone noisette

lucido **MN**

satinato **WMN**



fokus roccia

lucido **RO**

satinato **WFO**



grigio steel

lucido **ST**

satinato **WGT**



grigio smoke

lucido **SS**

satinato **WGS**



grey calm

lucido **RG**

satinato **WFG**



grigio cendre

lucido **CE**

satinato **WGC**



fokus piombo

lucido **RP**

satinato **WFP**



amber

lucido **XFA**

satinato **WFA**



dark depth

lucido **RD**

satinato **WFD**



grigio bluestone

lucido **BB**

satinato **WGB**



nero

lucido **NE**

satinato **WNE**



rosso

lucido **RO**

satinato **WRO**



rosso bordeaux

lucido **BX**

satinato **WRB**

Piani agglomerato lucido serie "Light"

"Light" series gloss agglomerate tops

Plans de travail en composite brillant série « Light »

Encimeras de conglomerado brillante serie "Light"

Abdeckplatten aus Agglomerat Hochglanz Serie "Light"

* sp. cm.1,2 disponibile solo nella finitura bianco

1.2 cm thick tops available in white finish only

ép. 1,2 cm disponible uniquement finition Bianco

esp. cm.1,2 disponible sólo con acabado blanco

St. 1,2 cm nur in Ausführung Weiß lieferbar



bianco

A29



grigio perla

A48



tabacco

A56



concrete

A57

Piani agglomerato lucido

Gloss agglomerate tops

Plans de travail en composite brillant

Encimeras de conglomerado brillante

Abdeckplatten aus Agglomerat Hochglanz



bianco

A32



nero

A40

Piani agglomerato levigato opaco

Matt honed agglomerate tops

Plans de travail en composite poli mat

Encimeras de conglomerado lijado mate

Abdeckplatten aus Agglomerat matt geschliffen



bianco

A30



grigio kensho

TGK



grigio unsui

TGU



amazon

TAZ




tigris sand

TAT



cygnus

A53



cemento

A52



altair

A54

Piani marmo, granito e pietra

Marble, granite and stone tops
 Plans de travail en marbre, granit et pierre
 Encimeras de mármol, granito y piedra
 Abdeckplatten aus Marmor, Granit und Stein

finiture fascia A - category A finishes - finitions catégorie A - acabados categoría A - Ausführungen Preisklasse A



pietra piacentina fiammata cm.240
 fiammato **TPF**



marmo bianco Carrara cm.280
 opaco **MB1** raw **MD6**
 lucido **MA2**



marmo royal grey cm.280
 opaco **MC7** raw **MD9**



marmo grigio carnico cm.280
 opaco **MC4**
 lucido **MB6**



marmo graphite cm.280
 opaco **MC2**
 lucido **MB4**



marmo grigio imperiale cm.280
 fiammato **PT3**



marmo emperador cm.280
 opaco **MC3**
 lucido **MB5**




granito nero Africa cm.300
 opaco **MB2**
 lucido **MA7**
 fiammato **MA5**



granito nero assoluto cm.300
 opaco **MA8** fiammato **MA1**
 lucido **MA9** raw **MD3**

finiture fascia B - category B finishes - finitions catégorie B - acabados categoría B - Ausführungen Preisklasse B



marmo grigio carnico cm.280
 raw **MD5**



marmo graphite cm.280
 raw **MD2**



marmo emperador cm.280
 raw **MD4**



granito nero Africa cm.300
 raw **ME2**



marmo coffee brown cm.300
 opaco **MC8** raw **ME1**
 lucido **MB9**



granito black cosmic cm.300
 opaco **MC6** raw **MD8**
 lucido **MB8**




granito porfido cm.300
 fiammato **PT1**

finiture fascia C - category C finishes - finitions catégorie C - acabados categoría C - Ausführungen Preisklasse C



marmo sahara noir cm.220
 opaco **MC1** raw **MD1**
 lucido **MB3**



granito blu sky cm.280
 opaco **MC5** raw **MD7**
 lucido **MB7**



granito amarula cm.300
 opaco **ME4** raw **ME3**

Piani Gres

Gres tops

Plans de travail en Gres

Encimeras de Gres

Abdeckplatten aus Gres

finiture fascia A - category A finishes - finitions catégorie A - acabados categoría A - Ausführungen Preisklasse A



nero

TFE




fokos sale

TFS



fokos rena

TFR



fokos roccia

TFO



fokos piombo

TFP



pietra savoia perla

TFB



pietra savoia grigia

TFH



pietra savoia antracite

TFL



emperador marrone

TFT



emperador grigio

TFQ



snow

TSW



open space

TOS



amande

TSA



beige tornabuoni

TBV




cendre

TGC



bluestone

TGB



road

TGR



iron copper

TIC




iron grey

TIK



grey calm

TFG



dark depth

TFD



black metal

TSK



nero greco

TIO



city stone brown

TIP



city stone pearl

TIQ



vintage gris

TIR



senda

TIS



pietra piasentina fiammata

TIW



sahara noir raw

TIX



sahara noir

TIT



noir desir

TIZ



graphite raw

TIW



gold brown

TIY

Piani Gres

Gres tops
Plans de travail en Gres
Encimeras de Gres
Abdeckplatten aus Gres

finiture fascia A - category A finishes - finitions catégorie A - acabados categoría A - Ausführungen Preisklasse A

effetto resina - resin effect - aspect résine - efecto resina - Kunstharzoptik



ivory

TFI




silver

TFU



plumb

TFV



amber

TFA

effetto calce - lime effect - aspect chaux - efecto cal - Kalkoptik



bianco snow
effetto calce

TTS



beige tornabuoni
effetto calce

TTV



grey calm
effetto calce

TTG



dark depth
effetto calce

TTD

finiture fascia B - category B finishes - finitions catégorie B - acabados categoría B - Ausführungen Preisklasse B




bianco opaco

TFB



calacatta

TFC



stone grey

TIN



carrara

TIU

Piani Gres

Gres tops

Plans de travail en Gres

Encimeras de Gres

Abdeckplatten aus Gres


finiture fascia A - category A finishes - finitions catégorie A - acabados categoría A - Ausführungen Preisklasse A




fokos sale

TFS

fokos rena

TFR


fokos roccia

TFO


fokos piombo

TFP


pietra savoia perla

TFP


pietra savoia grigia

TFH


pietra savoia antracite

TFL

emperador marrone

TFT

emperador grigio

TFQ

grey calm

TFG

dark depth

TFD

black metal

TSK

nero greco

TIO

city stone brown

TIP

city stone pearl

TIQ

vintage gris

TIR

senda

TIS

pietra piacentina fiammata

TIV

sahara noir raw

TIX

sahara noir

TIT

noir desir

TIZ

graphite raw

TIW

gold brown

TIY

Piani Gres

Gres tops

Plans de travail en Gres

Encimeras de Gres

Abdeckplatten aus Gres

finiture fascia A - category A finishes - finitions catégorie A - acabados categoría A - Ausführungen Preisklasse A

effetto resina - resin effect - aspect résine - efecto resina - Kunstharzoptik



ivory

TFI



silver

TFU



plumb

TFV



amber

TFA

effetto calce - lime effect - aspect chaux - efecto cal - Kalkoptik



bianco snow
effetto calce

TTS



grey calm
effetto calce

TTG



dark depth
effetto calce

TTD

finiture fascia B - category B finishes - finitions catégorie B - acabados categoría B - Ausführungen Preisklasse B




bianco opaco

TFB



calacatta

TFC



stone grey

TIN



carrara

TIU

Piani laccati raw poro aperto

Raw open-pore lacquered tops

Plans de travail laqué raw à pores ouverts

Encimeras lacadas raw a poro abierto

Platten in Offenporige Lackausführung "raw"



bianco

RBI



bianco snow

RBW



corda

RCO



fokus sale

RFS



sabbia amande

RSA



tortora

RTO



vapore

RVP



beige tornabuoni

RBV



conchiglia

RCN



ecru caramel

REC



fokus rena

RFR



melanzana

RME



atmosfera

RAT



marrone noisette

RMN



fokus roccia

RFO



terra amazon

RTZ



nuvola

RNU



grigio steel

RGT




ghiaccio

RGH



grigio smoke

RGS



grigio pietra chiara

RPC



grey calm

RFG



grigio cendre

RGE



fokus piombo

RFP



amber

RFA




dark depth

RFD




grigio bluestone

RGB



nero

RNE




nero greco

RFN



royal grey

RFB



stone grey

RFH




colore a campione

R99

Rovere raw

Raw oak
Chêne raw
Roble raw
Eiche Raw




rovere carbone **RD1**



rovere fumo **RD7**



rovere cuoio **RD3**



rovere ossidato **RD5**



rovere cenere **RD4**



rovere puro **RD6**



rovere caffè **RD8**



rovere brown **R01**



rovere cortina **R06**

Noce raw

Raw walnut
Noyer raw
Nogal raw
Nussbaum Raw



noce cuoio **ND3**



noce cenere **ND4**



noce sbiancato **ND1**



noce naturale **ND2**




noce ossidato **ND5**



noce classic **ND6**



noce milano **N03**



noce grigio **N04**

Eucalipto raw

Raw eucalyptus
Eucalyptus raw
Eucalipto raw
Eukalyptus Raw



eucalipto brera **ED1**


Legno antico

Antique wood
Vieux bois
Madera envejecida
Antikholz



quercia

TLV



larice

TLY



abete nero

TLZ

Piani Corian

Corian tops
Plans de travail en Corian
Encimeras de Corian
Abdeckplatten aus Corian



bianco glacier white

CN1



corda cameo white

CN2



grigio pearl grey

CN3

Geacril

Geacril
Geacril
Geacril
Geacril



bianco lucido

T02

Tecnoril - Sp. 2 / 6

Tecnoril - 2 / 6-mm thick
Tecnoril - Ép. 2 / 6
Tecnoril - Esp 2 / 6
Tecnoril - St. 2 / 6



bianco opaco

T01

I colori e le essenze sono indicativi.

Colours and wood finishes are purely indicative. / Les coloris et les essences sont fournis à titre indicatif. / Los colores y las maderas son indicativos. / Die Farb- und Holzauisführungen sind rein hinweisend.















